

Transition
BICYCLE COMPANY

2018 DEALER PREVIEW

100% COMPLETELY CONFIDENTIAL



NEVER REST



2016 MOUNTAIN BIKE OF THE YEAR

We're not ones to leave well enough alone. Since the introduction of our GiddyUp series bikes over 3 years ago we have stacked up just about every honor you can grab, but that doesn't mean it's time to kick up our heels, drink a beer or two and take a nap. 2018 is our most ambitious year to date with the introduction of two brand new models as well as completely updating and enhancing our entire award winning trail bike lineup. So saddle up, it's going to be an exciting ride.

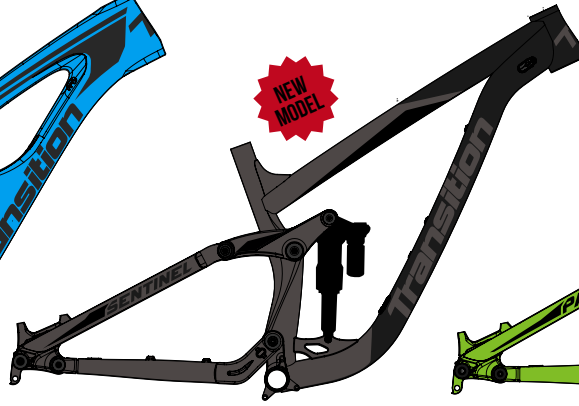
THE 2018 LINEUP

FULL SUSPENSION



TR11

195MM REAR 200MM FRONT | 27.5" | CARBON



SENTINEL

140MM REAR 160MM FRONT | 29" | ALLOY



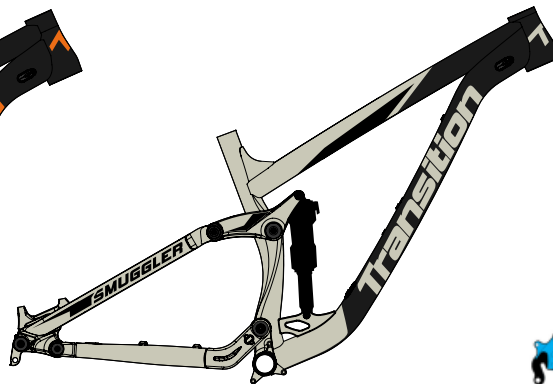
PATROL

160MM REAR 170MM FRONT | 27.5" | ALLOY



SCOUT

130MM REAR 150MM FRONT | 27.5" | ALLOY



SMUGGLER

120MM REAR 140MM FRONT | 29" | ALLOY



RIPCORD

100MM REAR 100MM FRONT | 24" | ALLOY

HARDTAILS



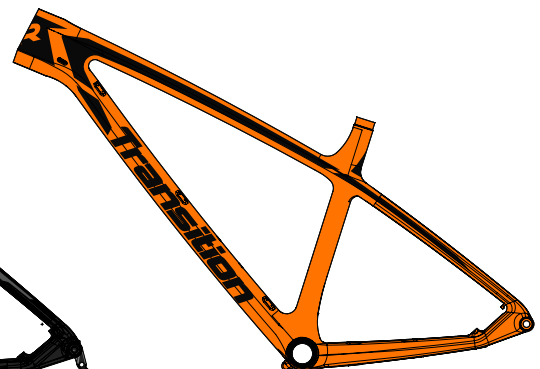
PBJ

100MM | 26" | CHROMOLY



THROTTLE


140MM | 27.5" | CARBON



VANQUISH

120MM | 29" | CARBON

OURS GOES TO 11



Transition Bikes was founded on the idea of pointing bikes downhill, hucking your meat and screaming for joy down gnarly rock gardens. The all new TR11 renews our passion and commitment to downhill and takes the place as our new flagship bike. The full carbon frame is super lightweight giving it more of an aggressive trail bike feel with massive amounts of travel. Special DH tuned GiddyUp suspension was painstakingly developed to be easily tuneable to almost any rider's preferences. So what are you waiting for, turn your downhill up to 11.



REDBULL FOX ATHLETE TAHNEE SEAGRAVE



TR11

NEW MODEL

195MM REAR TRAVEL 200MM FRONT TRAVEL / 27.5" WHEELS / CARBON FRAMESET

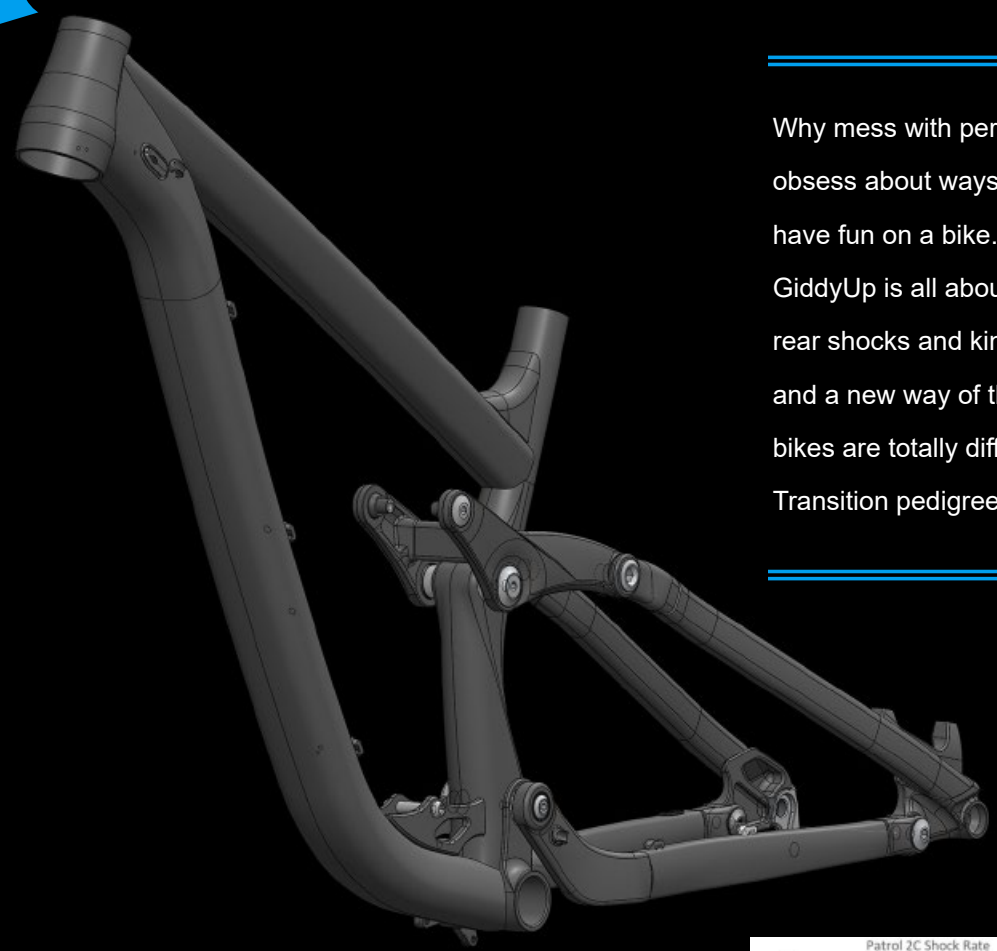

- Full Carbon DH bike
- 195mm Rear Travel
- DH Tuned GiddyUp Linkage
- 12x157 Rear Axle Spacing
- External Cable routing
- Integrated Rubber Downtube & Chainstay Protection
- Universal Transition Replaceable Derailleur Hanger
- Clearance up to 27.5" x 2.5"

	SM	MD	LG	XL
REACH	413	433	453	473
STACK	612	616	621	625
EFFECTIVE TOPTUBE	571	594	616	638
SEATTUBE	420	420	430	430
SEATTUBE ANGLE	76	76	76	76
HEADTUBE LENGTH	115	120	125	130
HEADTUBE ANGLE	63	63	63	63
CHAINSTAY	435	435	435	435
WHEELBASE	1212	1234	1257	1270
BB DROP	11	11	11	11
FORK OFFSET	52	52	52	52

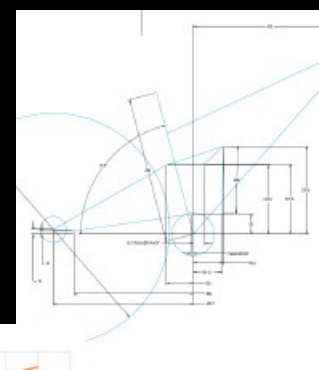


	X01 COMPLETE	GX COMPLETE	FRAMESET
PRICE	€ 7499	€ 5499	€ 3499
COLOR	TR Blue, Blackpowder	TR Blue, Blackpowder	TR Blue, Blackpowder
REAR SHOCK	Fox DHX2 Factory	Fox DHX2 Factory	Fox DHX2 Factory
FORK	Fox 40 Float RC2 Performance Elite	RockShox Boxxer RC	
HEADSET	Cane Creek 40 Series	FSA No.57E	
STEM	RaceFace Atlas DM	RaceFace Chester DM	
BAR	RaceFace Atlas (800mm x 35mm)	RaceFace Chester (780mm x 35mm)	
GRIPS	ODI Elite Flow	Velo Single Clamp	
SADDLE	ANVL Sculpt Cromo	ANVL Sculpt Cromo	
SEATPOST	Thomson Elite	JD SP66	
BRAKES	SRAM Code RSC	SRAM Code R	
ROTORS	SRAM Centerline (203/200mm)	SRAM Centerline (200mm)	
SHIFTER	SRAM XO1 DH	SRAM GX DH	
REAR DERAILEUR	SRAM XO1 DH	SRAM GX DH	
CASSETTE	E*Thirteen 7sp Integrated (9-21t)	PG 720 (11-25t)	
CHAIN	SRAM PC X1	SRAM PC 1110	
CRANK	RaceFace SixC (32t, 165mm)	RaceFace Atlas (36t, 165mm)	
CHAINGUIDE	E*Thirteen LG1+ Top Guide w/ Bash	E*Thirteen LG1 Top Guide w/ Bash	
RIMS	E*Thirteen LG1+	E*Thirteen LG1	
HUBS	E*Thirteen LG1+	Novatec DH61SB & DH82SB	
TIRES	Maxxis Minion DHF 2.5 DHR II 2.4 3C Maxx Grip DH	Maxxis Minion DHF 2.5 & DHR II 2.4 Super Tacky DH	

GIDDYUP 2.0



Why mess with perfection? Because we're riders and we obsess about ways to improve our ability to shred and have fun on a bike. That is what our next generation of GiddyUp is all about. New frame design and tubing, new rear shocks and kinematics, tweaked travel configurations and a new way of thinking about bike geometry. These bikes are totally different but rest assured they are pure Transition pedigree.



EARLY SENTINEL TESTING PROTOTYPE

REFINING GEOMETRY WITH A HOLISTIC APPROACH

When we set out to update our current line of trail bikes, we took a step back, looked at all aspects of modern trail bike use and set forth on a search for how we could improve our already successful platform.


Current mountain bikes and trails are being ridden in a far different manner than they were in years past. Trails have been built and refined for more flow and higher speeds than ever before. Riders are demanding much more from their bikes today, but modern trail bike geometry has been stuck with carryovers from the days of 680mm bars and 120mm stems. The natural progression for modern trail bikes has been longer and slacker. But you can only push the numbers so far before you begin to see negative side effects with the use of previously available parts.

Longer reach provides more room for the rider to shift their weight, but if taken too far it can make the bike difficult to manage. Slacker head tube angles provide increased stability for the rider and a better angle of approach for fork performance when encountering obstacles in the trail, but excessively slack head angles lead to poor steering and weight distribution on the bike. Shorter stems create a more precise steering feel, but also shorten the effective reach.

If you were to implement all of these things to an extreme, the front wheel ends up too far in front of the rider, putting them out of balance. This begins to inhibit the rider's ability to properly weight the front wheel, and they may experience front wheel push along with other undesirable handling effects. Utilizing a longer chainstay length can help remedy this, but at the expense of agility at slower speeds and an increase in effort required to lift the front wheel.

Bicycles are an amazing vehicle with a fascinating mix of physics and black magic behind their behavior. The way the human body interacts with the bicycle creates a nearly infinite range of variables that are virtually impossible to quantify on paper. Why should modern mountain bicycle geometry be based on a limiting set of parameters from the past? We took that thought and began testing an extensive array of bike setup, fit and geometry. We found that by incorporating a frame with a longer reach, shorter stem, slacker head tube angle, and a fork with a reduced offset, it is possible to utilize all of the benefits of these geo changes while actually improving the rider's weight balance at the same time. This leads to improved front wheel grip, increased braking traction, and intuitive cornering.

- LARS STERNBERG (TRANSITION BIKES)



INTRODUCING SPEED BALANCED GEOMETRY



In our updated lineup, frame reach has been increased by 18mm per size. Stock stem lengths have been reduced by 10mm, leading to a more modest 8mm increase in effective reach per size. These changes, combined with a steeper seat tube angle position, result in a very similar effective top tube length and bar to saddle distance per size when compared with our previous models. The steeper seat tube angle keeps weight on the front wheel while climbing without requiring the rider to move forward on the saddle. The rider can stay in a more comfortable and efficient seated climbing position without spending extra energy keeping the front tire on the dirt.

Along with slightly longer reach and slacker head tube angles, the wheelbase lengths have increased. This adds stability and gives the rider more room to shift their weight fore/aft between the wheels, which results in a larger margin of error between too far back and too far forward. This helps the rider feel confident and safe, allowing them to ride faster and more aggressively. Although our bikes have become longer, SBG corrects the typical downsides associated with an increased wheelbase and slack head tube angle.

SBG ensures the bike maintains low speed agility, front wheel traction, and proper rider weight balance while actually increasing confidence in steep terrain and at high speeds. With SBG, a slacker head tube angle is combined with a reduced offset fork, preventing the front wheel from being too far in front of the rider. This improves front to rear weight distribution on the bike, which is often out of balance on long and slack bikes. One of SBG's greatest benefits is that it creates a steering feel that is highly dependent on wheel speed.

At lower speeds the bike is easy to redirect, responds easily to steering inputs, and reduces front wheel wander when climbing. As the wheel rotates faster, the bike becomes more stable, less energy is required to keep the bike tracking straight, and the rider is encouraged to lean in to corners. SBG also reduces under steer, or front wheel push, and improves front wheel traction in flat corners and off camber sections. Our updated lineup with SBG has more stability at high speed, more agility at low speed and improved traction, control and confidence for the rider at all speeds.

We have partnered with both Fox and RockShox to produce forks with the specified reduced offsets needed for SBG. All of our 2018 parts kits and bikes include the correct fork offsets, and separate forks will be available for sale with framesets. All reduced offset forks will be fully supported by both manufacturers and they have participated in our development process.

SENTINEL

NEW MODEL

140MM REAR 160MM FRONT TRAVEL / 29" WHEELS / ALLOY FRAMESET

- Long travel 29
- New GiddyUp Kinematics
- Speed Balanced Geometry
- Boost Dropout Spacing
- Metric Shock Sizing
- Universal Transition Replaceable Derailleur Hanger
- Integrated Rubber Downtube & Chainstay Protection
- Updated Internal Cable Routing
- Increased Seatpost Insertion
- External Brake Routing
- Full Water Bottle Storage
- Clearance up to 29" x 2.5"



TR BLUE/GLOSS



BLACKPOWDER/MATTE

	SM	MD	LG	XL
REACH	425	450	475	500
STACK	617	617	626	635
EFFECTIVE TOPTUBE	555	583	611	640
SEATTUBE	360	400	440	490
SEATTUBE ANGLE	77.5	76.8	76.3	75.8
HEADTUBE LENGTH	100	100	110	120
HEADTUBE ANGLE	64	64	64	64
CHAINSTAY	435	435	435	435
WHEELBASE	1193	1218	1247	1277
BB DROP	30	30	30	30
FORK OFFSET	43	43	43	43

	X01 COMPLETE	GX COMPLETE	NX COMPLETE	FRAMESET
PRICE	€ 5499	€ 4399	€ 3399	€ 2099
COLOR	TR Blue, Blackpowder	TR Blue, Blackpowder	TR Blue, Blackpowder	TR Blue, Blackpowder
REAR SHOCK	Fox DPX2 Performance Elite	Fox DPX2 Performance Elite	RockShox Deluxe RT	Fox DPX2 Performance Elite
FORK	Fox 36 Float RC2 Performance Elite	RockShox Lyrik RC Solo Air	RockShox Yari RC Solo Air	
HEADSET	Cane Creek 40 Series	FSA No.57E	FSA No57SC	
STEM	RaceFace Turbine R (40mm)	RaceFace Aeffect R (40mm)	RaceFace Aeffect R (40mm)	
BAR	Turbine R 35 (800mm x 20mm)	RaceFace Chester 35 (780mm x 20mm)	RaceFace Chester 35 (780mm x 20mm)	
GRIPS	ODI Elite Flow	Velo Single Clamp	Velo Single Clamp	
SADDLE	ANVL Forge Stealth Cromo	ANVL Forge Stealth Cromo	WTB Volt Comp	
SEATPOST	RockShox Reverb Stealth 1x Remote	RockShox Reverb Stealth	RaceFace Aeffect Dropper	
BRAKES	SRAM Code RSC	SRAM Code R	SRAM Level T	
ROTORS	SRAM Centerline (180mm)	SRAM Centerline (180mm)	SRAM Centerline (200/180mm)	
SHIFTER	SRAM XO1 Eagle	SRAM GX Eagle	SRAM NX	
REAR DERAILEUR	SRAM XO1 Eagle	SRAM GX Eagle	SRAM NX	
CASSETTE	SRAM XG 1275 (10-50t)	SRAM XG 1275 (10-50t)	SRAM PG 1130 (11-42t)	
CHAIN	SRAM GX Eagle	SRAM GX Eagle	SRAM PC 1110	
CRANK	SRAM Descendent Carbon (30t, 170mm)	SRAM Descendent 6K (30t, 170mm)	RaceFace Aeffect (28t, 170mm)	
CHAINGUIDE	N/A	N/A	N/A	
RIMS	E*Thirteen TRS+ 30mm	E*Thirteen TRS 30mm	WTB STPi29	
HUBS	E*Thirteen TRS+	Novatec D791SB-B15 & D462SB XD	Novatec sD791SB-B15 & D462SB	
TIRES	Maxxis Minion DHF & DHR II 2.3 EXO 3C	Maxxis Minion DHF & DHR II 2.3 EXO Dual	Maxxis Minion DHF & DHR II 2.3 EXO Dual	

PATROL

160MM REAR 170MM FRONT TRAVEL / 27.5" WHEELS / ALLOY FRAMESET

- New GiddyUp Kinematics
- Increased Travel from Previous Patrol
- Speed Balanced Geometry
- Boost Dropout Spacing
- Metric Shock Sizing
- Integrated Rubber Downtube & Chainstay Protection
- Universal Transition Replaceable Derailleur Hanger
- Full Water Bottle Storage
- Increased Seatpost Insertion
- Updated Internal Cable Routing
- External Brake Routing
- New Extra Small Size
- Clearance up to 27.5" x 2.8"



PONDEROSA GREEN/GLOSS



STORM GREY/MATTE

	XS	SM	MD	LG	XL
REACH	400	425	450	475	500
STACK	596	596	605	614	623
EFFECTIVE TOPTUBE	530	555	583	611	640
SEATTUBE	360	360	400	440	490
SEATTUBE ANGLE	78.4	77.8	77.1	76.6	76.1
HEADTUBE LENGTH	100	100	110	120	130
HEADTUBE ANGLE	64	64	64	64	64
CHAINSTAY	430	430	430	430	430
WHEELBASE	1154	1179	1209	1238	1268
BB DROP	15	15	15	15	15
FORK OFFSET	37	37	37	37	37

	X01 COMPLETE	GX COMPLETE	NX COMPLETE	FRAMESET
PRICE	€ 5499	€ 4399	€ 3399	€ 2099
COLOR	Ponderosa Green, Storm Grey	Ponderosa Green, Storm Grey	Ponderosa Green, Storm Grey	Ponderosa Green, Storm Grey
REAR SHOCK	Fox DPX2 Performance Elite	Fox DPX2 Performance Elite	RockShox Deluxe RT	Fox DPX2 Performance Elite
FORK	Fox 36 Float RC2 Performance Elite	RockShox Lyrik RC Solo Air	RockShox Yari RC Solo Air	
HEADSET	Cane Creek 40 Series	FSA No.57E	FSA No57SC	
STEM	RaceFace Turbine R (40mm)	RaceFace Aeffect R (40mm)	RaceFace Aeffect R (40mm)	
BAR	Turbine R 35 (800mm x 20mm)	RaceFace Chester 35 (780mm x 20mm)	RaceFace Chester 35 (780mm x 20mm)	
GRIPS	ODI Elite Flow	Velo Single Clamp	Velo Single Clamp	
SADDLE	ANVL Forge Stealth Cromo	ANVL Forge Stealth Cromo	WTB Volt Comp	
SEATPOST	RockShox Reverb Stealth 1x Remote	RockShox Reverb Stealth	RaceFace Aeffect Dropper	
BRAKES	SRAM Code RSC	SRAM Code R	SRAM Level T	
ROTORS	SRAM Centerline (180mm)	SRAM Centerline (180mm)	SRAM Centerline (200/180mm)	
SHIFTER	SRAM XO1 Eagle	SRAM GX Eagle	SRAM NX	
REAR DERAILEUR	SRAM XO1 Eagle	SRAM GX Eagle	SRAM NX	
CASSETTE	SRAM XG 1275 (10-50t)	SRAM XG 1275 (10-50t)	SRAM PG 1130 (11-42t)	
CHAIN	SRAM GX Eagle	SRAM GX Eagle	SRAM PC 1110	
CRANK	SRAM Descendent Carbon (32t, 170mm)	SRAM Descendent 6K (32t, 170mm)	RaceFace Aeffect (30t, 170mm)	
CHAINGUIDE	N/A	N/A	N/A	
RIMS	E*Thirteen TRS+ 30mm	E*Thirteen TRS 30mm	WTB STPi29	
HUBS	E*Thirteen TRS+	Novatec D791SB-B15 & D462SB XD	Novatec D791SB-B15 & D462SB	
TIRES	Maxxis Minion DHF & DHR II 2.3 EXO 3C	Maxxis Minion DHF & DHR II 2.3 EXO Dual	Maxxis Minion DHF & DHR II 2.3 EXO Dual	

SCOUT

130MM REAR 150MM FRONT TRAVEL / 27.5" WHEELS / ALLOY FRAMESET

- New GiddyUp Kinematics
- Increased Travel from Previous Scout
- Speed Balanced Geometry
- Boost Dropout Spacing
- Metric Shock Sizing
- Universal Transition Replaceable Derailleur Hanger
- Integrated Rubber Downtube & Chainstay Protection
- Full Water Bottle Storage
- Updated Internal Cable Routing
- Increased Seatpost Insertion
- External Brake Routing
- New Extra Small Size
- Clearance up to 27.5" x 2.8"



HABANERO ORANGE/GLOSS



BLACKPOWDER/MATTE

	XS	SM	MD	LG	XL
REACH	400	425	450	475	500
STACK	596	596	605	614	623
EFFECTIVE TOPTUBE	547	575	603	632	660
SEATTUBE	355	380	410	450	495
SEATTUBE ANGLE	76.6	76.1	75.5	75	74.6
HEADTUBE LENGTH	100	110	120	130	140
HEADTUBE ANGLE	65	65	65	65	65
CHAINSTAY	425	425	425	425	425
WHEELBASE	1131	1160	1189	1218	1247
BB DROP	20	20	20	20	20
FORK OFFSET	37	37	37	37	37

	X01 COMPLETE	GX COMPLETE	NX COMPLETE	FRAMESET
PRICE	€ 5499	€ 4399	€ 3399	€ 2099
COLOR	Habanero Orange, Blackpowder	Habanero Orange, Blackpowder	Habanero Orange, Blackpowder	Habanero Orange, Blackpowder
REAR SHOCK	Fox DPX2 Performance Elite	Fox DPX2 Performance Elite	RockShox Deluxe RT	Fox DPX2 Performance Elite
FORK	Fox 36 Float Fit 4 Performance Elite	RockShox Pike RC Solo Air	RockShox Revelation RC Solo Air	
HEADSET	Cane Creek 40 Series	FSA No.57E	FSA No57SC	
STEM	RaceFace Turbine R (40mm)	RaceFace Aeffect R (40mm)	RaceFace Aeffect R (40mm)	
BAR	Turbine R 35 (800mm x 20mm)	RaceFace Chester 35 (780mm x 20mm)	RaceFace Chester 35 (780mm x 20mm)	
GRIPS	ODI Elite Flow	Velo Single Clamp	Velo Single Clamp	
SADDLE	ANVL Forge Stealth Cromo	ANVL Forge Stealth Cromo	WTB Volt Comp	
SEATPOST	RockShox Reverb Stealth 1x Remote	RockShox Reverb Stealth	RaceFace Aeffect Dropper	
BRAKES	SRAM Guide RSC	SRAM Guide R	SRAM Level T	
ROTORS	SRAM Centerline (180mm)	SRAM Centerline (180mm)	SRAM Centerline (180mm)	
SHIFTER	SRAM XO1 Eagle	SRAM GX Eagle	SRAM NX	
REAR DERAILEUR	SRAM XO1 Eagle	SRAM GX Eagle	SRAM NX	
CASSETTE	SRAM XG 1275 (10-50t)	SRAM XG 1275 (10-50t)	SRAM PG 1130 (11-42t)	
CHAIN	SRAM GX Eagle	SRAM GX Eagle	SRAM PC 1110	
CRANK	SRAM Descendent Carbon (32t, 170mm)	SRAM Descendent 6K (32t, 170mm)	RaceFace Aeffect (30t, 170mm)	
CHAINGUIDE	N/A	N/A	N/A	
RIMS	E*Thirteen TRS+ 30mm	E*Thirteen TRS 30mm	WTB STPi29	
HUBS	E*Thirteen TRS+	Novatec D791SB-B15 & D462SB XD	Novatec D791SB-B15 & D462SB	
TIRES	Maxxis Minion DHF & DHR II 2.3 EXO 3C	Maxxis Minion DHF & DHR II 2.3 EXO Dual	Maxxis Minion DHF & DHR II 2.3 EXO Dual	

SMUGGLER

120MM REAR 140MM FRONT TRAVEL / 29" WHEELS / ALLOY FRAMESET

- New GiddyUp Kinematics
- Increased Travel from Previous Smuggler
- Speed Balanced Geometry
- Boost Dropout Spacing
- Metric Shock Sizing
- Universal Transition Replaceable Derailleur Hanger
- Integrated Rubber Downtube & Chainstay Protection
- Full Water Bottle Storage
- Updated Internal Cable Routing
- External Brake Routing
- Clearance up to 29" x 2.3"



BONE GREY/GLOSS



GUNSMOKE BLUE/MATTE

	SM	MD	LG	XL
REACH	425	450	475	500
STACK	615	615	624	633
EFFECTIVE TOPTUBE	571	596	625	653
SEATTUBE	400	410	450	495
SEATTUBE ANGLE	77	76.3	75.8	75.3
HEADTUBE LENGTH	100	100	110	120
HEADTUBE ANGLE	66	66	66	66
CHAINSTAY	430	430	430	430
WHEELBASE	1159	1184	1213	1242
BB DROP	35	35	35	35
FORK OFFSET	43	43	43	43

	X01 COMPLETE	GX COMPLETE	NX COMPLETE	FRAMESET
PRICE	€ 5499	€ 4399	€ 3399	€ 2099
COLOR	Gunsmoke Blue, Bone Grey	Gunsmoke Blue, Bone Grey	Gunsmoke Blue, Bone Grey	Gunsmoke Blue, Bone Grey
REAR SHOCK	Fox DPS Performance Elite	Fox DPS Performance Elite	RockShox Deluxe RT	Fox DPS Performance Elite
FORK	Fox 34 Float Fit 4 Performance Elite	Fox 34 Float Grip Performance	RockShox Revelation RC Solo Air	
HEADSET	Cane Creek 40 Series	FSA No.57E	FSA No57SC	
STEM	RaceFace Turbine R (40mm)	RaceFace Aeffect R (40mm)	RaceFace Aeffect R (40mm)	
BAR	Turbine R 35 (800mm x 20mm)	RaceFace Aeffect R 35 (780mm x 20mm)	RaceFace Chester 35 (780mm x 20mm)	
GRIPS	ODI Elite Flow	Velo Single Clamp	Velo Single Clamp	
SADDLE	ANVL Forge Stealth Cromo	ANVL Forge Stealth Cromo	WTB Volt Comp	
SEATPOST	RockShox Reverb Stealth 1x Remote	RockShox Reverb Stealth	RaceFace Aeffect Dropper	
BRAKES	SRAM Guide RSC	SRAM Guide R	SRAM Level T	
ROTOR	SRAM Centerline (180mm)	SRAM Centerline (180mm)	SRAM Centerline (180mm)	
SHIFTER	SRAM XO1 Eagle	SRAM GX Eagle	SRAM NX	
REAR DERAILEUR	SRAM XO1 Eagle	SRAM GX Eagle	SRAM NX	
CASSETTE	SRAM XG 1275 (10-50t)	SRAM XG 1275 (10-50t)	SRAM PG 1130 (11-42t)	
CHAIN	SRAM GX Eagle	SRAM GX Eagle	SRAM PC 1110	
CRANK	SRAM Descendent Carbon (30t, 170mm)	SRAM Descendent 6K (30t, 170mm)	RaceFace Aeffect (28t, 170mm)	
CHAINGUIDE	N/A	N/A	N/A	
RIMS	E*Thirteen TRS+ 30mm	E*Thirteen TRS 30mm	WTB STPi29	
HUBS	E*Thirteen TRS+	Novatec D791SB-B15 & D462SB XD	Novatec D791SB-B15 & D462SB	
TIRES	Maxxis Minion DHF & DHR II 2.3 EXO 3C	Maxxis Minion DHF & DHR II 2.3 EXO Dual	Maxxis Minion DHF & DHR II 2.3 EXO Dual	

GIDDYUP GOES HARD



Why do we love hardtails so much? Maybe it's because of the way they challenge you on familiar terrain. Or it could be their efficiency, allowing you to get deep into the backcountry. No matter what the reason, the fact is simple - hardtails allow you to experience the trail in a unique way that is simply another option for enjoying life on two wheels. Our new carbon hardtail lineup is designed to mimic the spirit of our full suspension trail models. These bikes are super lightweight, have a great feel on the trail, and are just as capable as any of their GiddyUp brethren.



THROTTLE PROTOTYPE DEEP IN THE BACKCOUNTRY ON RAPTOR RIDGE



THROTTLE

140MM FRONT TRAVEL / 27.5" WHEELS / CARBON FRAMESET

- Lightweight 1400g frameset
- Boost Dropout Spacing
- Internal Shift and Seatpost Routing
- Full Water Bottle Storage
- External Brake Routing
- Universal Transition Replaceable Derailleur Hanger
- Standard Threaded BB
- Clearance up to 27.5" x 2.6"



HOT MUSTARD/GLOSS



RACE RAW/MATTE

	SM	MD	LG	XL
REACH	390	420	450	480
STACK	603	612	621	630
EFFECTIVE TOPTUBE	563	596	628	661
SEATTUBE	385	410	450	495
SEATTUBE ANGLE	74	74	74	74
HEADTUBE LENGTH	100	110	120	130
HEADTUBE ANGLE	66	66	66	66
CHAINSTAY	420	420	420	420
WHEELBASE	1105	1139	1173	1207
BB DROP	40	40	40	40
FORK OFFSET	42	42	42	42

	GX COMPLETE	FRAMESET
PRICE	€ 3999	€ 1899
COLOR	Hot Mustard, Race Raw	Hot Mustard, Race Raw
REAR SHOCK	N/A	
FORK	Fox 34 Float Grip Performance	
HEADSET	FSA No57E	
STEM	RaceFace Aeffect R (50mm)	
BAR	RaceFace Chester 35 (780mm x 35mm)	
GRIPS	Velo Single Clamp	
SADDLE	ANVL Forge Stealth Cromo	
SEATPOST	RockShox Reverb Stealth	
BRAKES	SRAM Guide R	
ROTORs	SRAM Centerline (180mm)	
SHIFTER	SRAM GX Eagle	
REAR DERAILLEUR	SRAM GX Eagle	
CASSETTE	SRAM XG 1275 (10-50t)	
CHAIN	SRAM GX Eagle	
CRANK	SRAM Descendent 6K (30t, 170mm)	
CHAINGUIDE	N/A	
RIMS	E*Thirteen TRS	
HUBS	Novatec D71 1SB & D462SB XD	
TIRES	Maxxis Minion DHF & DHR II 2.3 EXO Dual	

VANQUISH

120MM FRONT TRAVEL / 29" WHEELS / CARBON FRAMESET

- Lightweight 1400g frameset
- Boost Dropout Spacing
- Internal Shift and Seatpost Routing
- Full Water Bottle Storage
- External Brake Routing
- Universal Transition Replaceable Derailleur Hanger
- Standard Threaded BB
- Clearance for tires up to 29" x 2.5"



HABANERO ORANGE/GLOSS




RACE RAW/MATTE

	MD	LG	XL
REACH	435	465	495
STACK	621	630	640
EFFECTIVE TOPTUBE	612	645	678
SEATTUBE	410	450	495
SEATTUBE ANGLE	74	74	74
HEADTUBE LENGTH	100	110	120
HEADTUBE ANGLE	67.5	67.5	67.5
CHAINSTAY	420	420	420
WHEELBASE	1141	1175	1209
BB DROP	55	55	55
FORK OFFSET	51	51	51

	GX COMPLETE	FRAMESET
PRICE	€ 3999	€ 1899
COLOR	Habanero Orange, Race Raw	Habanero Orange, Race Raw
REAR SHOCK	N/A	
FORK	Fox 34 Float Grip Performance	
HEADSET	FSA No57E	
STEM	RaceFace Aeffect R (50mm)	
BAR	RaceFace Chester 35 (780mm x 35mm)	
GRIPS	Velo Single Clamp	
SADDLE	ANVL Forge Stealth Cromo	
SEATPOST	RockShox Reverb Stealth	
BRAKES	SRAM Guide R	
ROTOR	SRAM Centerline (180mm)	
SHIFTER	SRAM GX Eagle	
REAR DERAILLEUR	SRAM GX Eagle	
CASSETTE	SRAM XG 1275 (10-50t)	
CHAIN	SRAM GX Eagle	
CRANK	SRAM Descendent 6K (30t, 170mm)	
CHAINGUIDE	N/A	
RIMS	E*Thirteen TRS	
HUBS	Novatec D71 1SB & D462SB XD	
TIRES	Maxxis Minion DHF & DHR II 2.3 EXO Dual	

THE FUTURE IS BRIGHT

Just because we had crappy bikes growing up doesn't mean future generations should still suffer like we did. We believe a kid's bike shouldn't be much different than an adult's bike. Great geometry, versatile functionality and pure unadulterated fun on almost any trail. Our 24" Ripcord has been making kids and parents scream with delight since its debut.



RIPCORD

100MM REAR 100MM FRONT TRAVEL / 24" WHEELS / ALLOY FRAMESET

- Super Low Standover & Handlebar Height
- Standard Size Rear Shock
- Geo Designed Around 100mm 26" Fork For Easy Upgrade to Higher End Forks
- Adjustable Reach Hydraulic Brakes
- Wide Range 1x10 Gearing For Simplicity
- Frame Weight With Rear Shock: 5.4 lbs.
Complete Bike 29.8 lbs.



TR BLUE/GLOSS



BLACK POWDER

ONE SIZE

REACH	366
STACK	503
EFFECTIVE TOPTUBE	510
SEATTUBE	317
SEATTUBE ANGLE	74
HEADTUBE LENGTH	90
HEADTUBE ANGLE	67
CHAINSTAY	381
WHEELBASE	1005
BB DROP	-5

GX COMPLETE


PRICE	€ 1799
COLOR	TR Blue, Gun Powder
REAR SHOCK	RockShox Monarch R
FORK	RockShox 30 Silver TK 1.125" QR 26 100mm
STEM	RaceFace Respond 31.8 (45mm)
BAR	RaceFace Ride 31.8 (710mm x 25mm)
GRIPS	Velo Single Clamp
SADDLE	WTB Volt (135x250)
SEATPOST	RaceFace Ride
BRAKES	Shimano Deore M395
SHIFTER	SRAM X5 10spd
REAR DERAILEUR	SRAM GX 10sp Type 2.1
CASSETTE	SRAM PG1020 (11-36)
CRANK	SRAM NX (30t, 155mm)
RIMS	Jalco DD28 24 32h
HUBS	SRAM MTH 406
TIRES	Kenda Kinetics K887 24x2.35

TWENTY SIX FOR LIFE

We've had a steel dirt jump hardtail in our lineup since day one. No need for 3D renderings or fancy molds, just good old round tubes and clean lines. It's just one of those timeless iconic bikes that will always have a home at Transition because it represents where we came from. Our PBJ is a pure mountain bikers dirt jumper with slightly more relaxed geometry that makes it blast on Pumps, Bumps and Jumps.



100MM FRONT TRAVEL / 26" WHEELS / CHROMOLY FRAMESET



- 44mm Headtube Fits Tapered Steerer Tube Forks
- User Friendly Threaded 73mm Bottom Bracket Shell
- Taper Lock Dropouts Prevent Wheel Slip
- Now 10mm longer

	SM	LG
REACH	415	440
STACK	569	569
EFFECTIVE TOPTUBE	600	625
SEATTUBE	338	338
SEATTUBE ANGLE	72	72
HEADTUBE LENGTH	110	110
HEADTUBE ANGLE	68.5	68.5
CHAINSTAY	388	388
WHEELBASE	1059	1086
BB DROP	20	20

	GX COMPLETE	FRAMESET
PRICE	€ 1799	€ 499
COLOR	Chrome, Oxide Red	Chrome, Oxide Red
REAR SHOCK	N/A	
FORK	RockShox Pike DJ 26 (100mm)	
HEADSET	FSA No10/7B/44	FSA No10/7B/44
STEM	Kore Rivera (42.5mm)	
BAR	Kore Torsion 31.8 (760mmx 50mm)	
GRIPS	Velo Single Clamp	
SADDLE	Transition Pivotal	
SEATPOST	Velo Plastic Pivotal	
BRAKES	SRAM Level T	
ROTORs	SRAM Centerline (160mm)	
SHIFTER	N/A	
REAR DERAILLEUR	N/A	
CASSETTE	12t Single Cog	
CHAIN	KMC HL710	
CRANK	Samox BMX 3 pc (25t, 170mm)	
CHAINGUIDE	N/A	
RIMS	Kinlin DDT32 26 Rim	
HUBS	Novatec D941SB & D236SBT	
TIRES	Kenda Small Block 8 26x2.1 60tpi	

Transition
BICYCLE COMPANY

WWW.TRANSITIONBIKES.COM

DISTRIBUITO IN ITALIA DA:

TRIBE DISTRIBUTION SRL

WWW.TRIBEDISTRIBUTION.COM