

**tribe**  
distribution.com



ANTEPRIMA 2021



TRANSITION BIKES

RONDO

ACEPAC

GRANITE

COMING SOON



# TRANSITION

BICYCLE COMPANY

TRANSITION BIKES

# SPUR

29" WHEELS

120MM REAR / 120MM FRONT

COLORI DISPONIBILI:


BLACK POWDER

DEEP SEA GREEN

TAGLIE: S / M / L / XL



TELAIO: 3199€



## FRAME & TECH INFO

REAR TRAVEL:	120mm (Compatible with 100mm)
FRONT TRAVEL:	120mm
WHEEL SIZE:	29"
SIZES:	SM, MD, LG, XL
COLORS:	Deep Sea Green, Black Powder
FRAME BEARINGS:	2x 6903, 4x 6901
FORK AXLE TO CROWN:	533mm (Includes headset)
FORK OFFSET:	44mm
REAR SHOCK SIZE:	190mm x 45mm (Compatible with 190mm x 37.5mm)
SHOCK HARDWARE:	30mm x 8mm Top / 25mm x 8mm Bottom
HEADSET (TOP):	44mm Zero Stack
HEADSET (BOTTOM):	56mm Zero Stack
BB SHELL:	73mm BSA Threaded
CHAINLINE:	52mm
REAR BRAKE MOUNT:	160mm Post Mount, Max Rotor Size 180mm
REAR AXLE:	Syntace X12 148 (Boost), 1.0mm Thread Pitch
ISCG TABS:	ISCG05 (Top/Front 2 mounts only)
SEATPOST DIAMETER:	31.6mm
SEAT CLAMP:	37.0mm
MAX SEATPOST INSERTION:	Small 250mm   Medium 280mm   Large 330mm   XL 330mm
MAX CHAINRING SIZE:	36T Standard Single Ring
MAX TIRE SIZE:	29 x 2.4
REAR SHOCK SAG:	120mm (45mm) = 12-15mm (27-33%) 100mm (37.5mm) = 10-12mm (27-33%)

TELAIO VENDUTO CON AMMORTIZZATORE: RockShox SIDLuxe Ultimate



TRANSITION BIKES

XX1 AXS



X01



GX

	SPUR CARBON XX1 AXS	SPUR CARBON X01	SPUR CARBON GX
	<b>9399€</b>	<b>6199€</b>	<b>5199€</b>
<b>TELAIO</b>	Spur Carbon 120mm	Spur Carbon 120mm	Spur Carbon 120mm
<b>AMMORTIZZATORE</b>	RockShox SIDLuxe Ultimate	RockShox SIDLuxe Ultimate	RockShox SIDLuxe Select+
<b>FORCELLA</b>	"RockShox SID Ultimate 120mm, 44mm Offset"	"RockShox SID Ultimate 120mm, 44mm Offset"	"RockShox SID Select+ 120mm, 44mm Offset"
<b>SERIE STERZO</b>	Cane Creek 40 Series	Cane Creek 40 Series	FSA No57E
<b>ATTACCO MANUBRIO</b>	RaceFace Turbine R (50mm)	RaceFace Turbine R (50mm)	RaceFace Aeffect R (50mm)
<b>MANUBRIO</b>	OneUp Carbon Bar (800mm x 20mm)	OneUp Carbon Bar (800mm x 20mm)	ANVL Mandrel Alloy (800mm x 20mm)
<b>MANOPOLE</b>	Sensus Lite	Sensus Lite	Sensus Lite
<b>SELLA</b>	ANVL Forge Ti	ANVL Forge Ti	ANVL Forge Cromo
<b>REGGISILLA</b>	RockShox Reverb AXS 150mm or 170mm	OneUp Dropper Post SM (120mm) MD (150mm) LG (180mm) XL (210mm)	OneUp Dropper Post SM (120mm) MD (150mm) LG (180mm) XL (210mm)
<b>FRENI</b>	SRAM G2 Ultimate	SRAM G2 RSC	SRAM G2 RS
<b>DISCHI FRENI</b>	SRAM Centerline X (180/160mm)	SRAM Centerline (180/160mm)	SRAM Centerline (180/160mm)
<b>COMANDO CAMBIO</b>	SRAM AXS Controller	SRAM XO1 Eagle	SRAM GX Eagle
<b>CAMBIO</b>	SRAM XX1 AXS	SRAM XO1 Eagle	SRAM GX Eagle
<b>PACCO PIGNONI</b>	XG1299 (10-52t) Copper XX1	SRAM XG 1295 (10-52t)	SRAM XG 1275 (10-52t)
<b>CATENA</b>	SRAM XX1 Black "XX1 Carbon DUB	SRAM XO1 Eagle "SRAM X1 Carbon DUB	SRAM GX Eagle "SRAM Style 7K DUB
<b>GUARNITURA</b>	(32t/175mm) All Sizes"	(32t/175mm) Small 170mm"	(32t/175mm) Small 170mm"
<b>RUOTE</b>	DT Swiss XRC 1200 Spline 25 Carbon	DT Swiss XR 1700 Spline 25	Stans Arch S1 Team 28H
<b>PNEUMATICO ANT</b>	Maxxis Dissector 3C EXO (29x2.4)	Maxxis Dissector 3C EXO (29x2.4)	Maxxis Dissector 3C EXO (29x2.4)
<b>PNEUMATICO POST</b>	Maxxis Rekon 3C EXO (29x2.4)	Maxxis Rekon 3C EXO (29x2.4)	Maxxis Rekon 3C EXO (29x2.4)
<b>ALTRO</b>	Tubeless Valves & Stans Sealant (6oz)	Tubeless Valves & Stans Sealant (6oz)	Tubeless Valves & Stans Sealant (6oz)
<b>PESO</b>	11.2 kg (Size MD)	11.4 kg (Size MD)	12.2 kg (Size MD)

\* LE SPECIFICHE DI MONTAGGIO POSSONO VARIARE SENZA PREAVVISO. PER CONSULTARE I KIT DI MONTAGGIO AGGIORNATI VISITA IL SITO WWW.TRANSITIONBIKES.COM

# SENTINEL

29" WHEELS

150MM REAR / 160MM FRONT

COLORI DISPONIBILI:

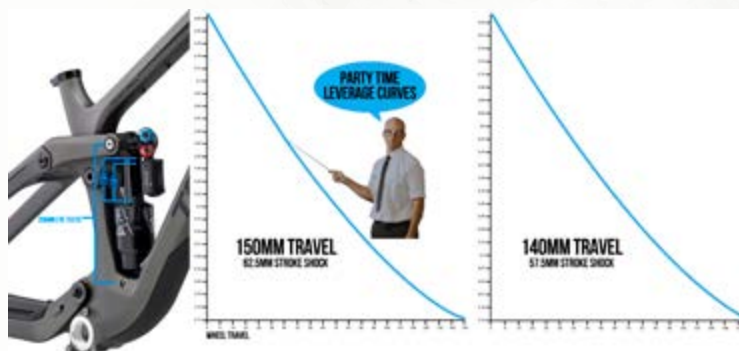
TI GREY

LOAM GOLD

TAGLIE: S / M / L / XL / XXL



TELAIO: 3449€



## FRAME & TECH INFO

REAR TRAVEL:	150mm (Compatible with 140mm)
FRONT TRAVEL:	160mm
WHEEL SIZE:	29"
SIZES:	SM, MD, LG, XL, XXL
COLORS:	Loam Gold, Ti Grey
FRAME BEARINGS:	2x 6903, 2x 6902, 4x 6802, 2x 3802, 2x 6900
FORK AXLE TO CROWN:	574mm (Includes headset)
FORK OFFSET:	42-44mm
REAR SHOCK SIZE:	205mm x 62.5mm (Compatible with 205mm x 57.5mm)
SHOCK HARDWARE:	Trunion Mount Top / 25mm x 8mm Bottom
HEADSET (TOP):	44mm Zero Stack
HEADSET (BOTTOM):	56mm Zero Stack
BB SHELL:	73mm BSA Threaded
CHAINLINE:	52mm
REAR BRAKE MOUNT:	180mm Post Mount, Max Rotor Size 203mm
REAR AXLE:	Syntace X12 148, 1.0mm Thread Pitch
ISCG TABS:	ISCG05
SEATPOST DIAMETER:	31.6mm
SEAT CLAMP:	37.0mm
MAX SEATPOST INSERTION:	Small 220mm   Medium 250mm   Large 290mm   XL 320mm   XXL 350mm
MAX CHAINRING SIZE:	32T Standard Single Ring
MAX TIRE SIZE:	29 x 2.6
REAR SHOCK SAG:	150mm/62.5mm: 16-20mm (26-32%) 140mm/57.5mm: 15-19mm (26-33%)

TELAIO VENDUTO CON AMMORTIZZATORE: Fox Float X2 Factory 2 Position



TRANSITION BIKES

GX



X01 FACTORY



NX

	SENTINEL CARBON X01 FACTORY	SENTINEL CARBON GX	SENTINEL CARBON XT	SENTINEL CARBON NX
	<b>7099€</b>	<b>5599€</b>	<b>5599€</b>	<b>4599€</b>
<b>TELAIO</b>	Sentinel Carbon 150mm	Sentinel Carbon 150mm	Sentinel Carbon 150mm	Sentinel Carbon 150mm
<b>AMMORTIZZATORE</b>	Fox Float X2 Factory 2 Position	RockShox Super Deluxe Ultimate	Fox Float X2 Performance 2 Position	RockShox Super Deluxe Select+ RT
<b>FORCELLA</b>	Fox Float 36 Grip 2 Factory 160mm Travel/44mm Offset"	"RockShox Lyrik Ultimate 160mm Travel/42mm Offset"	"Fox Float 36 Grip Performance 160mm Travel/44mm Offset"	"RockShox Lyrik Select 160mm Travel/42mm Offset"
<b>SERIE STERZO</b>	Cane Creek 40 Series	FSA No.57E	FSA No.57E	FSA No.57E
<b>ATTACCO MANUBRIO</b>	ANVL Swage (40mm)	ANVL Swage (40mm)	ANVL Swage (40mm)	RaceFace Aeffect R (40mm)
<b>MANUBRIO</b>	"OneUp Carbon Bar SM/MD (800x20) LG/XL/XXL (800x35)"	"ANVL Mandrel Alloy 35 SM/MD (800x20) LG/XL (800x30) XXL (800x 40)"	"ANVL Mandrel Alloy 35 SM/MD (800x20) LG/XL (800x30) XXL (800x 40)"	"RaceFace Chester 35 SM/MD (780x20) LG/XL/XXL (780x35)"
<b>MANOPOLE</b>	Sensus Lite	Sensus Lite	Sensus Lite	Sensus Lite
<b>SELLA</b>	ANVL Forge Ti "OneUp Dropper Post	ANVL Forge Cromo "OneUp Dropper Post	ANVL Forge Cromo "OneUp Dropper Post	ANVL Forge Cromo "OneUp Dropper Post
<b>REGGISSELLA</b>	SM (150mm) MD (180mm) LG/XL/XXL (210mm)"	SM (150mm) MD (180mm) LG/XL/XXL (210mm)"	SM (150mm) MD (180mm) LG/XL/XXL (210mm)"	SM (150mm) MD (180mm) LG/XL/XXL (210mm)"
<b>FRENI</b>	SRAM Code RSC	SRAM Code RSC	Shimano XT M8120	SRAM Code R
<b>DISCHI FRENI</b>	SRAM Centerline (200mm)	SRAM Centerline (200mm)	Shimano RT86 (203mm)	SRAM Centerline (200mm)
<b>COMANDO CAMBIO</b>	SRAM X01 Eagle	SRAM GX Eagle	Shimano XT M8100	SRAM NX Eagle MMX
<b>CAMBIO</b>	SRAM X01 Eagle	SRAM GX Eagle	Shimano XT M8100	SRAM NX Eagle
<b>PACCO PIGNONI</b>	SRAM XG 1295 (10-52t)	SRAM XG 1275 (10-52t)	Shimano SLX M7100 (10-51t)	SRAM PG 1230 (11-50t)
<b>CATENA</b>	SRAM GX Eagle	SRAM GX Eagle	Shimano XT M8100	SRAM NX Eagle
<b>GUARNITURA</b>	SRAM X1 Carbon DUB (30t/170mm)	SRAM Stylo 7K DUB (30t/170mm)	Shimano XT M8100 (30t/170mm)	SRAM Stylo 6k DUB (30t/170mm)
<b>RUOTE</b>	DT Swiss M1700 Spline 30	Stans Flow S1 Team	Stans Flow S1	Stans Flow D/Novatech D791SB/ D462SB
<b>PNEUMATICO ANT</b>	Maxxis Assegai 3C EXO+ (29.5x2.5)	Maxxis Assegai 3C EXO+ (29.5x2.5)	Maxxis Assegai 3C EXO+ (29x2.5)	Maxxis Assegai 3C EXO+ (29.5x2.5)
<b>PNEUMATICO POST</b>	Maxxis Minion DHRII 3C EXO+ (29.5x2.4)	Maxxis Minion DHRII 3C EXO+ (29.5x2.4)	Maxxis Minion DHRII 3C EXO+ (29x2.4)	Maxxis Minion DHRII 3C EXO+ (29.5x2.4)
<b>INCLUSO</b>	Tubeless Valves & Stans Sealant (6oz)	Tubeless Valves & Stans Sealant (6oz)	Tubeless Valves & Stans Sealant (6oz)	Tubeless Valves & Stans Sealant (6oz)
<b>PESO</b>	30.7 lbs / 13.94kg (Size Md)	31.3 lbs / 14.21kg (Size Md)	31.3 lbs / 14.21kg (Size MD)	31.8 lbs / 14.44kg (Size Md)

\* LE SPECIFICHE DI MONTAGGIO POSSONO VARIARE SENZA PREAVVISO. PER CONSULTARE I KIT DI MONTAGGIO AGGIORNATI VISITA IL SITO WWW.TRANSITIONBIKES.COM

# SCOUT

27.5" WHEELS  
140MM REAR / 150MM FRONT

COLORI DISPONIBILI:

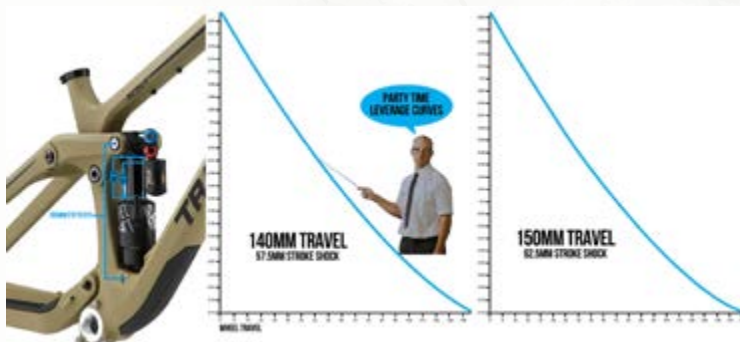
OLIVE GREEN

MIDNIGHT BLUE

TAGLIE: XS / S / M / L / XL



TELAIO: 3449€




## FRAME & TECH INFO

REAR TRAVEL:	140mm (Compatible with 150mm)
FRONT TRAVEL:	150mm
WHEEL SIZE:	27.5"
SIZES:	XS, SM, MD, LG, XL
COLORS:	Midnight Blue, Olive Green
FRAME BEARINGS:	2x 6903, 2x 6902, 4x 6802, 2x 3802, 2x 6900
FORK AXLE TO CROWN:	545mm
FORK OFFSET:	37mm
REAR SHOCK SIZE:	205mm x 57.5mm (Compatible with a 205mm x 62.5mm shock)
SHOCK HARDWARE:	Trunion Mount Top / 25mm x 8mm Bottom
HEADSET (TOP):	44mm Zero Stack
HEADSET (BOTTOM):	56mm Zero Stack
BB SHELL:	73mm BSA Threaded
CHAINLINE:	52mm
REAR BRAKE MOUNT:	180mm Post Mount
REAR AXLE:	Syntace X12 148, with a 1.0mm thread pitch
ISCG TABS:	ISCG05
SEATPOST DIAMETER:	31.6mm
SEAT CLAMP:	370mm
MAX SEATPOST INSERTION:	XS 210mm   Small 220mm   Medium 250mm   Large 290mm   XL 320mm
MAX CHAINRING SIZE:	34T Single Ring
MAX TIRE SIZE:	27.5 x 2.6
REAR SHOCK SAG:	140mm/57.5mm: 15-19mm (26-33%) 150mm/62.5mm: 16-20mm (26-32%)

TELAIO VENDUTO CON AMMORTIZZATORE: Fox Float X2 Factory 2 Position





TRANSITION BIKES

GX



X01 FACTORY



NX

	SCOUT CARBON X01 FACTORY	SCOUT CARBON GX	SCOUT CARBON XT	SCOUT CARBON NX
	<b>7099€</b>	<b>5599€</b>	<b>5599€</b>	<b>4599€</b>
<b>TELAIO</b>	Scout Carbon 140mm	Scout Carbon 140mm	Scout Carbon 140mm	Scout Carbon 140mm
<b>AMMORTIZZATORE</b>	Fox Float X2 Factory 2 Position	RockShox Super Deluxe Ultimate	Fox Float X2 Performance 2 Position	RockShox Super Deluxe Select+
<b>FORCELLA</b>	Fox Float 36 Grip 2 Factory 150mm Travel/37mm Offset	RockShox Lyrik Ultimate 150mm Travel/37mm Offset	Fox Float 36 Grip Performance 150mm Travel/37mm Offset	RockShox Lyrik Select 150mm Travel/37mm Offset
<b>SERIE STERZO</b>	Cane Creek 40 Series	FSA No57E	FSA No57E	FSA No57E
<b>ATTACCO MANUBRIO</b>	ANVL Swage (40mm)	ANVL Swage (40mm)	ANVL Swage (40mm)	RaceFace Aeffect R (40mm)
<b>MANUBRIO</b>	OneUp Carbon Bar XS/SM (800x20) MD/LG/XL (800x35)	ANVL Mandrel Alloy 35 XS/SM (800x20) MD/LG (800x30) XL (800x40)	ANVL Mandrel Alloy 35 XS/SM (800x20) MD/LG (800x30) XL (800x40)	RaceFace Chester 35 XS/SM (780x20) MD/LG/XL (780x35)
<b>MANOPOLE</b>	Sensus Lite	Sensus Lite	Sensus Lite	Sensus Lite
<b>SELLA</b>	ANVL Forge Ti OneUp Dropper Post	ANVL Forge Cromo OneUp Dropper Post	ANVL Forge Cromo OneUp Dropper Post	ANVL Forge Cromo OneUp Dropper Post
<b>REGGISSELLA</b>	XS (120mm) SM (150mm) MD (180mm) LG/XL (210mm)	XS (120mm) SM (150mm) MD (180mm) LG/XL (210mm)	XS (120mm) SM (150mm) MD (180mm) LG/XL (210mm)	XS (120mm) SM (150mm) MD (180mm) LG/XL (210mm)
<b>FRENI</b>	SRAM Code RSC	SRAM Code RSC	Shimano XT M8120	SRAM Code R
<b>DISCHI FRENI</b>	SRAM Centerline (180mm)	SRAM Centerline (180mm)	Shimano RT86 (180mm)	SRAM Centerline (180mm)
<b>COMANDO CAMBIO</b>	SRAM X01 Eagle	SRAM GX Eagle	Shimano XT M8100	SRAM NX Eagle MMX
<b>CAMBIO</b>	SRAM X01 Eagle	SRAM GX Eagle	Shimano XT M8100	SRAM NX Eagle
<b>PACCO PIGNONI</b>	SRAM XG 1295 (10-52t)	SRAM XG 1275 (10-52t)	Shimano SLX M7100 (10-51t)	SRAM PG 1230 (11-50t)
<b>CATENA</b>	SRAM GX Eagle	SRAM GX Eagle	Shimano XT M8100	SRAM NX Eagle
<b>GUARNITURA</b>	SRAM X1 Carbon DUB (XS 32t/165mm, SM-XL 32t/170mm)	SRAM Stylo 7K DUB (XS 32t/165mm, SM-XL 32t/170mm)	Shimano XT M8100 (XS 32t/165mm, SM-XL 32t/170mm)	SRAM Stylo 6k DUB (XS 32t/165mm, SM-XL 32t/170mm)
<b>RUOTE</b>	DT Swiss XM 1700 Spline 30	Stans Flow S1	Stans Flow S1	Stans Flow D / Novatech D791SB/D462SB
<b>PNEUMATICO ANT</b>	Maxxis Assegai 3C EXO+ (27.5x2.5)	Maxxis Assegai 3C EXO+ (27.5x2.5)	Maxxis Assegai 3C EXO+ (27.5x2.5)	Maxxis Assegai 3C EXO+ (27.5x2.5)
<b>PNEUMATICO POST</b>	Maxxis Minion DHR11 3C EXO+ (27.5x2.4)	Maxxis Minion DHR11 3C EXO+ (27.5x2.4)	Maxxis Minion DHR11 3C EXO+ (27.5x2.4)	Maxxis Minion DHR11 3C EXO+ (27.5x2.4)
<b>INCLUSO</b>	Tubeless Valves & Stans Sealant (6oz)	Tubeless Valves & Stans Sealant (6oz)	Tubeless Valves & Stans Sealant (6oz)	Tubeless Valves & Stans Sealant (6oz)
<b>PESO</b>	30.4 lbs / 13.79kg (Size MD)	31 lbs / 14.06kg (Size MD)	31 lbs / 14.06kg (Size MD)	31.5 lbs / 14.29kg (Size MD)

\* LE SPECIFICHE DI MONTAGGIO POSSONO VARIARE SENZA PREAVVISO. PER CONSULTARE I KIT DI MONTAGGIO AGGIORNATI VISITA IL SITO WWW.TRANSITIONBIKES.COM



# PATROL

27.5" WHEELS

160MM REAR / 170MM FRONT

COLORI DISPONIBILI:

CORAL BLUE

TR GREY

TAGLIE CARBON: S / M / L / XL

TAGLIE ALLOY: XS / S / M / L / XL



TELAIO CARBON: 3449€

TELAIO ALLOY: 2099 €

## PATROL COIL SPRING SIZES AND SAG SETUP

KG	FOX SPRING	ROCKSHOX SPRING
55-65 kg.	350-400	300-350
65-72 kg.	400-450	350-400
72-80 kg.	450-500	400-450
80-90 kg.	500-550	450-500
90-100 kg.	550-600	500-550
100-110 kg.	600-650	550-600

## FRAME & TECH INFO

REAR TRAVEL:	160mm
FRONT TRAVEL:	170mm
WHEEL SIZE:	275"
SIZES:	XS (Alloy Only), SM, MD, LG, XL
COLORS:	Coral Blue, TR Grey
FRAME BEARINGS:	2x 6903, 2x 6902, 4x 6802, 2x 3802, 2x 6900
FORK AXLE TO CROWN:	562mm
FORK OFFSET:	37mm
REAR SHOCK SIZE:	205mm x 65mm
SPRING RATE:	XS 350lb, SM 350lb, MD 400lb, LG 450lb, XL 500lb
SPRING LENGTH:	Fox 2.75-2.8"   Rockshox 57.5 - 65mm
SHOCK HARDWARE:	Trunion Mount Top / 25mm x 8mm Bottom
HEADSET (TOP):	44mm Zero Stack
HEADSET (BOTTOM):	56mm Zero Stack
BB SHELL:	73mm BSA Threaded
CHAINLINE:	52mm
REAR BRAKE MOUNT:	180mm Post Mount
REAR AXLE:	Syntaxe X12 148, with a 1.0mm thread pitch
ISCG TABS:	ISCG05
SEATPOST DIAMETER:	31.6mm
SEAT CLAMP:	Alloy   34.9mm Carbon   37mm
MAX SEATPOST INSERTION:	Alloy: XS 140mm   Small 140mm   Medium 185mm   Large 225mm   XL 270mm Carbon: Small 190mm   Medium 225mm   Large 245mm   XL 245mm
MAX CHAINRING SIZE:	34T Single Ring
MAX TIRE SIZE:	27.5 x 2.8
AIR SHOCK SAG:	20-23mm (32-35%)
COIL SHOCK SAG:	14-17mm (20-25%)

TELAIO CARBON VENDUTO CON AMMORTIZZATORE: Fox Float X2 Factory 2 Position

TELAIO ALLOY VENDUTO CON AMMORTIZZATORE: RockShox Super Deluxe Coil Ultimate



X01 CARBON



GX ALLOY



NX

	PATROL CARBON X01	PATROL CARBON GX	PATROL ALLOY GX	PATROL ALLOY NX
	<b>6699€</b>	<b>5399€</b>	<b>4699€</b>	<b>3599€</b>
<b>TELAIO</b>	Patrol Carbon 160mm	Patrol Carbon 160mm	Patrol Alloy 160mm	Patrol Alloy 160mm
<b>AMMORTIZZATORE</b>	Fox DHX2 Factory 2 Position	RockShox Super Deluxe Coil Select+ RT	Fox DHX2 Factory 2 Position	RockShox Super Deluxe Coil Select R
<b>FORCELLA</b>	Fox 36 Grip 2 Performance Elite 170mm Travel/37mm Offset	RockShox Lyrik Select+ 170mm Travel/37mm Offset	Fox 36 Grip Performance 170mm Travel/37mm Offset	Rockshox Lyrik Select 170mm Travel/37mm Offset
<b>SERIE STERZO</b>	Cane Creek 40 Series	FSA No57E	FSA No57E	FSA No57E
<b>ATTACCO MANUBRIO</b>	ANVL Swage (40mm)	RaceFace Aeffect R (40mm)	RaceFace Aeffect R (40mm)	RaceFace Aeffect R (40mm)
<b>MANUBRIO</b>	ANVL Mandrel Alloy 35 SM (800x20) MD/LG (800x30) XL (800x40)	RaceFace Chester 35 SM (780x20) MD/LG/XL (780x35)	RaceFace Chester 35 SM (780x20) MD/LG/XL (780x35)	RaceFace Chester 35 SM (780x20) MD/LG/XL (780x35)
<b>MANOPOLE</b>	ODI Elite Flow	ODI Elite Flow	ODI Elite Flow	ODI Elite Flow
<b>SELLA</b>	ANVL Forge Cromo	ANVL Forge Cromo	ANVL Forge Cromo	ANVL Forge Cromo
<b>REGGISSELLA</b>	RockShox Reverb Stealth 1x Remote SM (125mm) MD (150mm) LG (175mm) XL (200mm)	Bike Yoke Revive SM (125mm) MD (160mm) LG/XL (185mm)	"Bike Yoke Revive SM (125mm) MD (160mm) LG/XL (185mm)"	RaceFace Aeffect R SM (125mm) MD (150mm) LG/XL (170mm)
<b>FRENI</b>	SRAM Code RSC	SRAM Code R	SRAM Code RSC	SRAM Code R
<b>DISCHI FRENI</b>	SRAM Centerline (200/180mm)	SRAM Centerline (200/180mm)	SRAM Centerline (200/180mm)	SRAM Centerline (200/180mm)
<b>COMANDO CAMBIO</b>	SRAM XO1 Eagle	SRAM GX Eagle	SRAM GX Eagle	SRAM NX Eagle
<b>CAMBIO</b>	SRAM XO1 Eagle	SRAM GX Eagle	SRAM GX Eagle	SRAM NX Eagle
<b>PACCO PIGNONI</b>	SRAM XG 1275 (10-50t)	SRAM XG 1275 (10-50t)	SRAM XG 1275 (10-50t)	SRAM PG 1230 (11-50t)
<b>CATENA</b>	SRAM GX Eagle	SRAM GX Eagle	SRAM GX Eagle	SRAM NX Eagle
<b>GUARNITURA</b>	SRAM Descendent Carbon DUB (32t/170mm)	SRAM Descendent 6K DUB (32t/170mm)	SRAM Descendent 7K DUB (32t/170mm) XS (32t/165mm)	SRAM Descendent 6k DUB (32t/170mm) XS (32t/165mm)
<b>RUOTE</b>	Stans Flow MK3 Team	Stans Flow S1 Comp	Stans Flow S1 Comp	Stans Flow D w/ Novatech D791SB/D462SB
<b>PNEUMATICO ANT PNEUMATICO POST INCLUSO</b>	Maxxis Minion DHF 3C WT (27.5x2.5) Maxxis Minion DHRII 3C WT (27.5x2.4) Tubeless Valves & Stans Sealant (6oz)	Maxxis Minion DHF 3C WT (27.5x2.5) Maxxis Minion DHRII 3C WT (27.5x2.4) Tubeless Valves & Stans Sealant (6oz)	Maxxis Minion DHF 3C WT (27.5x2.5) Maxxis Minion DHRII 3C WT (27.5x2.4) Tubeless Valves & Stans Sealant (6oz)	Maxxis Minion DHF Dual WT (27.5x2.5) Maxxis Minion DHRII Dual WT (27.5x2.4) Tubeless Valves & Stans Sealant (6oz)
<b>PESO</b>	30.95 lbs / 14.04 kg (Size MD)	32.45 lbs / 14.72 kg (Size MD)	34.50 lbs / 15.65 kg (Size MD)	35.20 lbs / 15.96 kg (Size MD)

\* LE SPECIFICHE DI MONTAGGIO POSSONO VARIARE SENZA PREAVVISO. PER CONSULTARE I KIT DI MONTAGGIO AGGIORNATI VISITA IL SITO WWW.TRANSITIONBIKES.COM

	RIPCORD
	<b>1799€</b>
TELAIO	Ripcord Alloy 100mm
AMMORTIZZATORE	RockShox Monarch R
FORCELLA	RockShox Judy Silver TK 26 (100mm, 40mm Offset)
SERIE STERZO	FSA ZS44
ATTACCO	Spank Spoon (40mm)
MANUBRIO	RaceFace Ride 31.8 (710mm x 25mm)
MANUBRIO	RaceFace Ride 31.8 (710mm x 25mm)
MANOPOLE	Velo Single Clamp
SELLA	WTB Volt
REGGISSELLA	JD SP66
FRENI	Shimano MT410
DISCHI FRENI	Shimano RT56 (160mm)
COMANDO CAMBIO	SRAM NX 11spd
CAMBIO	SRAM NX 11spd
PACCO PIGNONI	SRAM PG1130 (11-42t)
CATENA	SRAM PC 1110
GUARNITURA	SRAM X1 1000 DUB (30t, 155mm)
RUOTE	Stans Arch D / Formula DC91/DC32
PNEUMATICO ANT	Maxxis Minion DHF 3C (24x2.4)
PNEUMATICO POST	Maxxis Minion DHR 3C (24x2.4)
PESO	28.8 lbs / 13 kg

TELAIO: 999€



TELAIO: 999€

FRAME & TECH INFO			
REAR TRAVEL:	475 mm	HEADSET (BOTTOM):	44mm Zero Stack
FRONT TRAVEL:	39 mm	BB SHELL:	73mm BSA Threaded
WHEEL SIZE:	44mm Zero Stack	CHAINLINE:	50mm
FRAME MATERIAL:	73mm BSA Threaded	REAR BRAKE MOUNT:	IS Mount
SIZES:	160mm Post Mount	REAR AXLE:	10 x 135mm
COLORS:	10 x 135	ISCG TABS:	ISCG05
FRAME BEARINGS:	ISCG05	SEATPOST DIAMETER:	31.6mm
FORK AXLE TO CROWN:	31.6 mm	SEAT CLAMP:	34.9mm
FORK OFFSET:	225 mm	MAX CHAINRING SIZE:	34T Single Ring
REAR SHOCK SIZE:	349 mm	MAX TIRE SIZE:	2.5 x 24"
SHOCK HARDWARE:	32t Single	SHOCK SAG:	30%
HEADSET (TOP):	2.5x24"		



LOAM GOLD

	PBJ
	<b>1699€</b>
TELAIO	PBJ Chromoly/100mm Front
FORCELLA	RockShox Pike DJ 26 (100mm)
SERIE STERZO	FSA No10/7B/44
ATTACCO MANUBRIO	Transition DJ
MANUBRIO	Kore Torsion 31.8 (760mm x 50mm)
MANOPOLE	Velo Single Clamp
SELLA	Transition Pivotal DJ
REGGISSELLA	Velo Plastic Pivotal
FRENI	SRAM Level (Solo Posteriore)
DISCHI FRENI	SRAM Centerline (160mm)
PIGNONE	12t Single Cog
CATENA	KMC HL710
GUARNITURA	Samox BMX 3 pc (25t, 170mm)
RUOTE	Kinlin DDT32 26 Rim/Joytec D941SB & D236SBT
PNEUMATICO ANT	Maxxis DTH (26x2.3)
PNEUMATICO POST	Maxxis DTH (26x2.3)
PESO	11.74 kg

FRAME & TECH INFO	
FORK AXLE TO CROWN	482 mm
FORK OFFSET	40 mm
HEADSET	44mm Zero Stack
BOTTOM BRACKET	73mm BSA Threaded
REAR BRAKE	160mm Post Mount
REAR AXLE	10 x 135
ISCG TABS	None
SEATPOST DIAMETER	27.2 mm
SEAT CLAMP	Built in bolt
MAXIMUM CHAINRING	32t Single
MAXIMUM TIRE	2.3x26"



TELAIO: 449€

# RIPCORD ALLOY

24" WHEELS

100MM REAR / 100MM FRONT

COLORI DISPONIBILI:

RAW

GRAPE AND TEAL

LOAM GOLD

TAGLIA UNICA



TRANSITION BIKES

# PBJ CHROMOLY

26" WHEELS

100MM FRONT

COLORI DISPONIBILI:

RAW STEEL

BLACK AND COPPER

AQUA BLUE

TAGLIE: S / L / XL





# RONDO

• Gravel • Road • Road Plus • Touring •

RONDO



NEW SPEC

VARIO GEO GRAVEL  
TITANIUM / BLACK

FEATURES



RUUT

# Ti

Frame: RONDO RUUT TITANIUM 3AL-2.5V  
Fork: RONDO TWINTIP 2.0 CARBON  
Handlebar: SPANK WING 12 VIBR|CORE  
Saddle: FABRIC SCOOP FLAT CR-TI  
Seatpost: RONDO CARBON 27.2 X 350  
Brakes: SHIMANO GRX RX400  
Shifters: SHIMANO GRX RX600  
Crankset: SHIMANO GRX RX800 42T  
Derrailer: SHIMANO GRX RX812  
Cassette: SRAM 10-42 11 SPEED  
Wheels: HUNT X RONDO X-WIDE ALU  
Tires: 700 X 40 WTB NANO

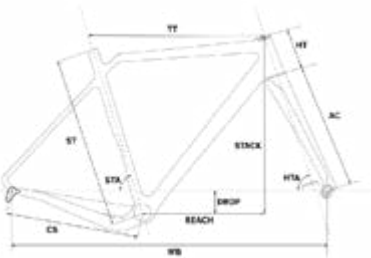
HIGHLIGHTS

ADJUSTABLE HEAD ANGLE AND FORK OFFSET  
TITANIUM FRAME AND CARBON TWINTIP FORK  
FLAT MOUNT DISC BRAKES  
FENDER MOUNTS  
HALO TIRE CLEARANCE (700C X 45 OR 27.5 X 2.2")

\*the photo does not show the exact final bike, some changes may apply.



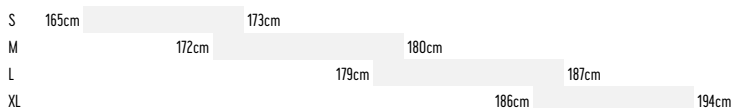
GEOMETRY RUUT TI



Frame: RUUT TI CUSTOM FRAME  
Fork: TWINTIP 2.0 CARBON  
Frame sizes: S, M, L, XL  
Handlebar: SPANK WING 12 420MM(S), 440MM(M,L), 460MM(XL)  
Grips: VELO COMFORT TAPE  
Stem: RONDO 80MM(S), 90MM(M), 110MM(L), 110MM(XL)  
Headset: UPPER STACK: IS 42 / 28,6 LOWER STACK: IS 52 / 40 SHIS  
Saddle: FABRIC SCOOP FLAT CR-TI  
Seatpost: RONDO CARBON 350 X 27.2  
Brakes: SHIMANO GRX BR-RX400  
Rotors: SHIMANO SMRT70 160MM/160MM  
Shifters: SHIMANO GRX ST-RX600  
Crankset: SHIMANO GRX RX800 42T 170MM(S), 172.5MM(M,L), 175MM (XL)

Bottom bracket: BSA 68MM/SHIMANO BBR60  
Deraileur front: -  
Deraileur rear: SHIMANO GRX RD RX812  
Cassette: SRAM XG1175 10-42 11 SPEED  
Chain: SRAM PC1130  
Hubs: RONDO X HUNT STRAIGHT PULL  
Rims: RONDO X HUNT GRAVEL X-WIDE ALUMINIUM  
Axle front: 100/12mm/thread 1.5  
Axle rear: 142/12mm/thread 1.75  
Tyres: WTB NANO 700C X 40  
Tyre clearance: 700c x 45/27.5 x 2.2 (622-45, 584-57)  
Weight: 8.6KG

RUUT TI	Size	Reach	Stack	Front center	Standover height	Effective Top Tube	Head Tube	Seat Tube	Chainstay	BB drop	Head Tube angle	Seat tube angle	Fork Axle to Crown	Fork Offset	Crank Length	Bar width	Stem Length
		mm	mm	mm	mm	mm	mm	mm	mm	mm	degrees	degrees	mm	mm	mm	mm	mm
LO	S	373	536	586	768	534	110	475	420	70	71	73	400	45	170	420	80
	M	383	557	596	797	551	130	510	420	70	71,5	73	400	45	172,5	440	90
	L	391	582	615	826	569	160	540	420	70	71,5	73	400	45	172,5	440	110
HI	XL	400	606	630	851	584	180	570	420	70	71,5	73,8	400	45	175	460	110
	S	381	531	594	764	532	110	475	420	76	71,8	73,8	390	55	170	420	80
	M	391	552	605	793	553	130	510	420	74	72,3	73,8	390	55	172,5	440	90
L	L	397	572	625	822	571	160	540	420	74	72,3	73,8	390	55	172,5	440	110
	XL	406	601	640	847	586	180	570	420	74	72,3	73,8	390	55	175	460	110





NEW SPEC

NEW COLOR

VARIO GEO GRAVEL

GRAY / SLATE

FEATURES



# RUUT CF1

- Frame: RONDO RUUT CARBON
- Fork: RONDO TWINTIP 2.0 CARBON
- Handlebar: SPANK WING 12 VIBROCORE
- Saddle: FABRIC SCOOP FLAT CR-TI
- Seatpost: RONDO CARBON 27.2 X 350
- Brakes: SRAM FORCE HYDRAULIC BRAKES
- Shifters: SRAM FORCE 1
- Crankset: SRAM FORCE 1 DUB 42T
- Derrailleur: SRAM FORCE 1
- Cassette: SRAM XG 1150 10-42 11 SPEED
- Wheels: HUNT X RONDO X-WIDE ALU
- Tires: 700 X 40 WTB NANO

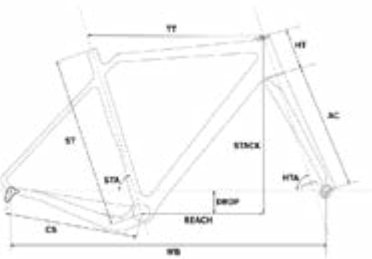
## HIGHLIGHTS

- ADJUSTABLE HEAD ANGLE AND FORK OFFSET
- CUSTOM HIGH END CARBON FRAME
- EPS TECHNOLOGY, INTERNAL CABLE ROUTING
- UNIQUE CARBON TWINTIP FORK
- 1X AND 2X DRIVETRAIN COMPATIBLE
- HALO TIRE CLEARANCE (700C X 45 OR 27.5 X 2.2")
- CUSTOM CNC FENDER MOUNT ON SS

\*the photo does not show the exact final bike, some changes may apply.

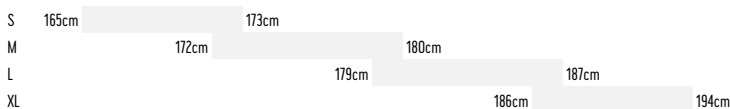


## GEOMETRY RUUT CF1



Frame:	RUUT FLEX DESIGN EPS CARBON	Bottom bracket:	EVO 386/SRAM DUB
Fork:	TWINTIP 2.0 CARBON	Derrailleur front:	-
Frame sizes:	S, M, L, XL	Derrailleur rear:	SRAM FORCE 1
Handlebar:	SPANK WING 12 420MM(S), 440MM(M,L), 460MM(XL)	Cassette:	SRAM XG1175 10-42 11 SPEED
Grips:	VELO COMFORT TAPE	Chain:	SRAM PC1130
Stem:	RONDO 80MM(S), 90MM(M), 110MM(L), 110MM(XL)	Hubs:	RONDO X HUNT STRAIGHT PULL
Headset:	UPPER STACK: IS 42 / 28,6 LOWER STACK: IS 52 / 40 SHIS	Rims:	RONDO X HUNT GRAVEL X-WIDE ALUMINIUM
Saddle:	FABRIC SCOOP FLAT CR-TI	Axle front:	100/12mm/thread 1.5
Seatpost:	RONDO CARBON 350 X 27.2	Axle rear:	142/12mm/thread 1.75
Brakes:	SRAM FORCE HYDRAULIC BRAKES	Tyres:	WTB NANO 700C X 40
Rotors:	SRAM RT-CLN-AZ 160MM/160MM	Tyre clearance:	700c x 45/27.5 x 2.2 (622-45, 584-57)
Shifters:	SRAM FORCE 1	Weight:	8.2KG
Crankset:	SRAM FORCE 1 DUB X-SYNC 42T 170MM(S), 172.5MM(M,L), 175MM		

RUUT CF1	Size	Reach	Stack	Front center	Standover height	Effective Top Tube	Head Tube	Seat Tube	Chainstay	BB drop	Head Tube angle	Seat tube angle	Fork Axle to Crown	Fork Offset	Crank Length	Bar width	Stem Length
		mm	mm	mm	mm	mm	mm	mm	mm	mm	degrees	degrees	mm	mm	mm	mm	mm
LO	S	374	536	591	768	538	110	495	420	70	70,5	73	400	45	170	420	80
	M	382	558	597	797	553	130	530	420	70	71,5	73	400	45	172,5	440	90
	L	392	587	615	826	571	160	560	420	70	71,5	73	400	45	172,5	440	110
HI	XL	400	606	630	851	585	180	590	420	70	71,5	73	400	45	175	460	110
	S	381	531	601	764	536	110	495	420	74	71,3	73,5	390	55	170	420	80
	M	390	553	606	793	551	130	530	420	74	72,3	73,5	390	55	172,5	440	90
L	L	400	582	625	822	569	160	560	420	74	72,3	73,5	390	55	172,5	440	110
	XL	406	601	638	847	579	180	590	420	73,8	72,3	73,5	390	55	175	460	110



RONDO

CONTINUED

VARIO GEO GRAVEL  
BLACK / BLACK

FEATURES



## RUUT CF2

- Frame: RONDO RUUT CARBON
- Fork: RONDO TWINTIP 2.0 CARBON
- Handlebar: RONDO FLARE
- Saddle: FABRIC SCOOP FLAT
- Seatpost: RONDO ALU 27.2 X 350
- Brakes: SRAM RIVAL HYDRAULIC BRAKES
- Shifters: SRAM RIVAL 1
- Crankset: SRAM RIVAL 1 42T
- Derrailleur: SRAM RIVAL 1
- Cassette: SRAM XG 1150 10-42 11 SPEED
- Wheels: RONDO ALU RIMS/SEALED BEARING
- Tires: 700 X 40 WTB NANO

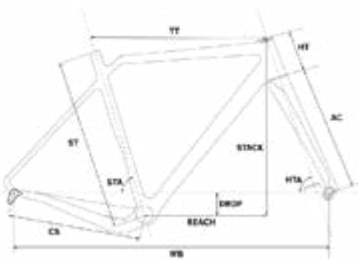
HIGHLIGHTS

- ADJUSTABLE HEAD ANGLE AND FORK OFFSET
- CUSTOM HIGH END CARBON FRAME
- EPS TECHNOLOGY, INTERNAL CABLE ROUTING
- UNIQUE CARBON TWINTIP FORK
- 1X AND 2X DRIVETRAIN COMPATIBLE
- HALO TIRE CLEARANCE (700C X 45 OR 27.5 X 2.2")
- CUSTOM CNC FENDER MOUNT ON SS

\*the photo does not show the exact final bike, some changes may apply.



GEOMETRY RUUT CF2



Frame:	RUUT FLEX DESIGN EPS CARBON	Bottom bracket:	EVO 386/FSA PF30 with GXP adapter
Fork:	TWINTIP 2.0 CARBON	Deraileur front:	-
Frame sizes:	S, M, L, XL	Deraileur rear:	SRAM RIVAL 1
Handlebar:	RONDO FLARE 420MM(S), 440MM(M,L), 460MM(XL)	Cassette:	SRAM XG1150 10-42 11 SPEED
Grips:	VELO COMFORT TAPE	Chain:	SRAM PC1130
Stem:	RONDO 80MM(S), 90MM(M), 110MM(L), 110MM(XL)	Hubs:	RONDO SUPERLIGHT SEALED BEARINGS
Headset:	UPPER STACK: IS 42 / 28.6 LOWER STACK: IS 52 / 40 SHIS	Rims:	RONDO ALUMINIUM 622-23
Saddle:	FABRIC SCOOP FLAT CRO-MO	Axle front:	100/12mm/thread 1.5
Seatpost:	RONDO 350 X 27.2	Axle rear:	142/12mm/thread 1.75
Brakes:	SRAM RIVAL HYDRAULIC BRAKES	Tyres:	WTB NANO 700C X 40
Rotors:	SRAM RT-CLN-A2 160MM/160MM	Tyre clearance:	700c x 45/27.5 x 2.2 (622-45, 584-57)
Shifters:	SRAM RIVAL 1	Weight:	8.8KG
Crankset:	SRAM RIVAL 1 X-SYNC 42T 170MM(S), 172.5MM(M,L), 175MM (XL)		

RUUT CF2	Size	Reach	Stack	Front center	Standover height	Effective Top Tube	Head Tube	Seat Tube	Chainstay	BB drop	Head Tube angle	Seat tube angle	Fork Axle to Crown	Fork Offset	Crank Length	Bar width	Stem Length
		mm	mm	mm	mm	mm	mm	mm	mm	mm	degrees	degrees	mm	mm	mm	mm	mm
LO	S	374	536	591	768	538	110	495	420	70	70,5	73	400	45	170	420	80
	M	382	558	597	797	553	130	530	420	70	71,5	73	400	45	172,5	440	90
	L	392	587	615	826	571	160	560	420	70	71,5	73	400	45	172,5	440	110
HI	XL	400	606	630	851	585	180	590	420	70	71,5	73	400	45	175	460	110
	S	381	531	601	764	536	110	495	420	74	71,3	73,5	390	55	170	420	80
	M	390	553	606	793	551	130	530	420	74	72,3	73,5	390	55	172,5	440	90
L	L	400	582	625	822	569	160	560	420	74	72,3	73,5	390	55	172,5	440	110
	XL	406	601	638	847	579	180	590	420	73,8	72,3	73,5	390	55	175	460	110



NEW MODEL

VARIO GEO GRAVEL  
BLUE/ STONE

FEATURES



RUUT **CF2** 2X

- Frame: RONDO RUUT CARBON
- Fork: RONDO TWINTIP 2.0 CARBON
- Handlebar: RONDO FLARE
- Saddle: FABRIC SCOOP FLAT
- Seatpost: RONDO ALU 27.2 X 350
- Brakes: SHIMANO GRX RX400
- Shifters: SHIMANO GRX RX400
- Crankset: SHIMANO GRX RX600 46/30
- Derrailleur: SHIMANO GRX RD-RX400/FD-RX400
- Cassette: SHIMANO CSHG500 11-36 10 speed
- Wheels: RONDO ALU RIMS/SEALED BEARING
- Tires: 700 X 37 WTB RIDDLER

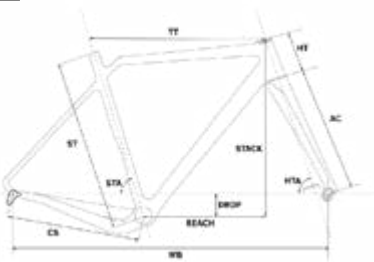
HIGHLIGHTS

ADJUSTABLE HEAD ANGLE AND FORK OFFSET  
CUSTOM HIGH END CARBON FRAME  
EPS TECHNOLOGY, INTERNAL CABLE ROUTING  
UNIQUE CARBON TWINTIP FORK  
1X AND 2X DRIVETRAIN COMPATIBLE  
HALO TIRE CLEARANCE (700C X 45 OR 27.5 X 2.2")  
CUSTOM CNC FENDER MOUNT ON SS



OUR CLASSIC RUUT IS VERY AGGRESSIVE OFF-ROAD ORIENTATED BIKE. WITH THIS NEW VERSION WE WANTED TO ADDRESS THE NEEDS OF PEOPLE WHO'S MAIN INTEREST IS BIKE PACKING AND LONG DISTANCE RIDING ON VARIED TERRAIN. FASTER ROLLING TIRES AND A 2X DRIVETRAIN WITH A BIG RANGE AND DENSER GEARING MAKES THIS SETUP A GREAT CHOICE FOR EXACTLY THOSE APPLICATIONS.

GEOMETRY RUUT CF2 2x



- Frame: RUUT FLEX DESIGN EPS CARBON
- Fork: TWINTIP 2.0 CARBON
- Frame sizes: S, M, L, XL
- Handlebar: RONDO FLARE 420MM(S), 440MM(M,L), 460MM(XL)
- Grips: VELO COMFORT TAPE
- Stem: RONDO 80MM(S), 90MM(M), 110MM(L), 110MM(XL)
- Headset: UPPER STACK: IS 42 / 28,6 LOWER STACK: IS 52 / 40 SHIS
- Saddle: FABRIC SCOOP FLAT CRD-MO
- Seatpost: RONDO 350 X 27.2
- Brakes: SHIMANO GRX BR-RX400
- Rotors: SHIMANO SMRT156 160MM/160MM
- Shifters: SHIMANO GRX RX400
- Crankset: SHIMANO GRX RX600 46/30 170MM(S), 172.5MM(M,L), 175MM (XL)

- Bottom bracket: EVO 386 with HTII adapter
- Derrailleur front: SHIMANO GRX FD-RX400
- Derrailleur rear: SHIMANO GRX RD-RX400
- Cassette: SHIMANO HG-50-10 11-36 10 SPEED
- Chain: SHIMANO KCN4601
- Hubs: RONDO SUPERLIGHT SEALED BEARINGS
- Rims: RONDO ALUMINIUM 622-23
- Axle front: 100/12mm/thread 1.5
- Axle rear: 142/12mm/thread 1.75
- Tyres: WTB RIDDLER 700C X 37
- Tyre clearance: 700c x 45/27.5 x 2.2 (622-45, 584-57)

RUUT CF2	Size	Reach	Stack	Front center	Standover height	Effective Top Tube	Head Tube	Seat Tube	Chainstay	BB drop	Head Tube angle	Seat tube angle	Fork Axle to Crown	Fork Offset	Crank Length	Bar width	Stem Length
		mm	mm	mm	mm	mm	mm	mm	mm	mm	degrees	degrees	mm	mm	mm	mm	mm
LO	S	374	536	591	768	538	110	495	420	70	70,5	73	400	45	170	420	80
	M	382	558	597	797	553	130	530	420	70	71,5	73	400	45	172,5	440	90
	L	392	587	615	826	571	160	560	420	70	71,5	73	400	45	172,5	440	110
	XL	400	606	630	851	585	180	590	420	70	71,5	73	400	45	175	460	110
HI	S	381	531	601	764	536	110	495	420	74	71,3	73,5	390	55	170	420	80
	M	390	553	606	793	551	130	530	420	74	72,3	73,5	390	55	172,5	440	90
	L	400	582	625	822	569	160	560	420	74	72,3	73,5	390	55	172,5	440	110
	XL	406	601	638	847	579	180	590	420	73,8	72,3	73,5	390	55	175	460	110



NEW MODEL

VARIO GEO GRAVEL  
EGGPLANT / ORANGE

FEATURES



RUUT

# X

Frame: RONDO RUUT CARBON  
Fork: RONDO TWINTIP 2.0 CARBON  
Handlebar: EASTON EC70 AERO CF  
Saddle: FABRIC SCOOP FLAT CR-TI  
Seatpost: RONDO CARBON 27.2 X 350  
Brakes: SHIMANO GRX RX400  
Shifters: SHIMANO GRX RX600  
Crankset: SHIMANO GRX RX600 42T  
Deraileur: SHIMANO GRX RX812  
Cassette: SUNRACE CSRX11 11-36 11speed  
Wheels: RONDO X HUNT AERO WIDE ALU  
Tires: 700 x 33 SCHWALBE X-ONE ALLROUND

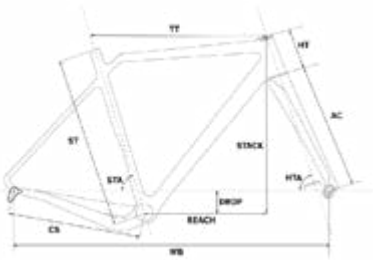
HIGHLIGHTS

ADJUSTABLE HEAD ANGLE AND FORK OFFSET  
CUSTOM HIGH END CARBON FRAME  
EPS TECHNOLOGY, INTERNAL CABLE ROUTING  
UNIQUE CARBON TWINTIP FORK  
1X AND 2X DRIVE TRAIN COMPATIBLE  
HALO TIRE CLEARANCE (700C X 45 OR 27.5 X 2.2")  
CUSTOM CNC FENDER MOUNT ON SS



THIS VERSION OF RUUT HAS EVERYTHING THAT SPEED-LOVING RIDERS NEED: A NARROW AERO BAR WITH NO FLARE, LIGHTWEIGHT COMPONENTS, CX TIRES AND A CASSETTE WITH NARROWER SPACING. THIS IS A SPEC USED BY GUYS WHO TAKE PART IN CROSS RACES AND WHO RIDE IN FAST GROUP RIDES ON GRAVEL. EVEN CX PRO'S WHO HAVE RIDDEN THIS BIKE AGREE THAT THE RUUT IN THIS SETUP IS PERHAPS ONE OF THE MOST 'RACY' GRAVEL BIKES ON THE MARKET AND IS PERFECT FOR CROSS RACING. YOU CAN ALSO PUT THIS BIKE ON BIGGER GRAVEL TIRES AND YOU HAVE ONE HECK OF AN OFF-ROAD SPEED MACHINE.

GEOMETRY RUUT X



Frame: RUUT FLEX DESIGN EPS CARBON  
Fork: TWINTIP 2.0 CARBON  
Frame sizes: S, M, L, XL  
Handlebar: EASTON EC70 AERO 400MM(S), 420MM(M,L), 440MM(XL)  
Grips: VELO COMFORT TAPE  
Stem: RONDO 80MM(S), 90MM(M), 110MM(L), 110MM(XL)  
Headset: UPPER STACK: IS 42 / 28,6 LOWER STACK: IS 52 / 40 SHIS  
Saddle: FABRIC SCOOP FLAT CR-TI  
Seatpost: RONDO CARBON 350 X 27.2  
Brakes: SHIMANO GRX BR-RX400  
Rotors: SHIMANO SMRT170 160MM/160MM  
Shifters: SHIMANO GRX RX600  
Crankset: SHIMANO GRX RX800 42T 170MM(S), 172.5MM(M,L), 175MM (XL)

Bottom bracket: EVO 386 with HTII adapter  
Deraileur front: -  
Deraileur rear: SHIMANO GRX RX812  
Cassette: SUNRACE CSRX11 11-36 11 SPEED  
Chain: KMC X11  
Hubs: RONDO X HUNT STRAIGHT PULL  
Rims: RONDO X HUNT AERO WIDE ALUMINIUM  
Axle front: 100/12mm/thread 1.5  
Axle rear: 142/12mm/thread 1.75  
Tyres: SCHWALBE X-ONE ALLROUND 700C X 33  
Tyre clearance: 700c x 45/27.5 x 2.2 (622-45, 584-57)

RUUT X	Size	Reach	Stack	Front center	Standover height	Effective Top Tube	Head Tube	Seat Tube	Chainstay	BB drop	Head Tube angle	Seat tube angle	Fork Axle to Crown	Fork Offset	Crank Length	Bar width	Stem Length
		mm	mm	mm	mm	mm	mm	mm	mm	mm	degrees	degrees	mm	mm	mm	mm	mm
LO	S	374	536	591	768	538	110	495	420	70	70,5	73	400	45	170	420	80
	M	382	558	597	797	553	130	530	420	70	71,5	73	400	45	172,5	440	90
	L	392	587	615	826	571	160	560	420	70	71,5	73	400	45	172,5	440	110
HI	XL	400	606	630	851	585	180	590	420	70	71,5	73	400	45	175	460	110
	S	381	531	601	764	536	110	495	420	74	71,3	73,5	390	55	170	420	80
	M	390	553	606	793	551	130	530	420	74	72,3	73,5	390	55	172,5	440	90
L	L	400	582	625	822	569	160	560	420	74	72,3	73,5	390	55	172,5	440	110
	XL	406	601	638	847	579	180	590	420	73,8	72,3	73,5	390	55	175	460	110



NEW COLOR

NEW ADDITIONAL XS SIZE

VARIO GEO GRAVEL

RAW / GREY

FEATURES



\*the photo does not show the exact final bike, some changes may apply.



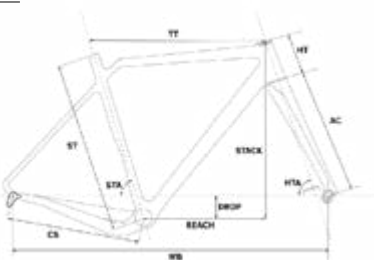
# RUUT AL1

- Frame: RONDO RUUT AL 2.0 6061
- Fork: RONDO TWINTIP 2.0 CARBON
- Handlebar: RONDO FLARE
- Saddle: FABRIC SCOOP FLAT
- Seatpost: RONDO ALU 27.2 X 350
- Brakes: SRAM APEX HYDRO
- Shifters: SRAM APEX 1
- Crankset: RONDO DIRECT 42T
- Derrailleur: SRAM APEX 1
- Cassette: SUNRACE 11-42
- Wheels: RONDO ALU RIMS/SEALED BEARING
- Tires: WTB 700C X 40 NANO (S-XL)  
SCHWALBE G-ONE BITE 650-40

## HIGHLIGHTS


ADJUSTABLE HEAD ANGLE AND FORK OFFSET  
BRIDGELESS SEATSAYS WITH CUSTOM FENDER MOUNT  
COMPLETE SET OF FENDER, RACK, BAG AND BOTTLE MOUNTS  
NEW FORGED CS YOKE AND PRESS FIT BB FOR EVEN MORE TYRE CLEARANCE  
LIGHTER, HYDROFORMED TUBING WITH INTEGRATED INTERNAL CABLE ROUTING  
FLATTENED STAYS PROFILE AND S-BEND SHAPE FOR INCREASED BUMP COMPLIANCE  
HALO TYRE CLEARANCE (700C X 45 OR 27.5 X 2.2")

## GEOMETRY RUUT AL1



Frame:	RUUT 2.0 CUSTOM FORMED AL6061-T6	Bottom bracket:	PF 86/SHIMANO BB RS500
Fork:	TWINTIP 2.0 CARBON	Derrailleur front:	-
Frame sizes:	XS, S, M, L, XL	Derrailleur rear:	SRAM APEX 1
Handlebar:	RONDO FLARE 400MM (XS), 420MM(S), 440MM(M,L), 460MM(XL)	Cassette:	SUNRACE CSMS7 11-42 11 SPEED
Grips:	VELO COMFORT TAPE	Chain:	SRAM PC1130
Stem:	RONDO 80MM(XS,S), 90MM(M), 110MM(L), 110MM(XL)	Hubs:	RONDO SUPERLIGHT SEALED BEARINGS
Headset:	UPPER STACK: IS 42 / 28,6 LOWER STACK: IS 52 / 40 SHIS	Rims:	RONDO ALUMINIUM 622-23/584-23(XS)
Saddle:	FABRIC SCOOP FLAT	Axle front:	100/12mm/thread 1.5
Seatpost:	RONDO 350 X 27.2	Axle rear:	142/12mm/thread 1.5
Brakes:	SRAM APEX1	Tyres:	WTB NANO 700C X 40/SCHWALBE G-ONE BITE 650B X 40 (XS)
Rotors:	SRAM GZCS 160MM/160MM	Tyre clearance:	700c x 45/27.5 x 2.2 (622-45, 584-57)
Shifters:	SRAM APEX 1	Weight:	10.1KG
Crankset:	RONDO DIRECT 42T 165 (XS), 170MM(S), 172.5MM(M,L), 175MM (XL)		

RUUT AL1	Size	Reach	Stack	Front center	Standover height	Effective Top Tube	Head Tube	Seat Tube	Chainstay	BB drop	Head Tube angle	Seat tube angle	Fork Axle to Crown	Fork Offset	Crank Length	Bar width	Stem Length
		mm	mm	mm	mm	mm	mm	mm	mm	mm	degrees	degrees	mm	mm	mm	mm	mm
LO	XS	371	519	588	755	530	100	450	420	65	70	73	400	45	165	400	80
	S	374	536	591	768	538	110	475	420	70	70,5	73	400	45	170	420	80
	M	382	558	597	797	553	130	510	420	70	71,5	73	400	45	172,5	440	90
	L	392	587	615	826	571	160	540	420	70	71,5	73	400	45	172,5	440	110
HI	XL	400	606	630	851	585	180	570	420	70	71,5	73	400	45	175	460	110
	XS	378	515	598	751	528	100	450	420	69	70,8	73,8	390	55	165	400	80
	S	381	531	601	764	536	110	475	420	74	71,3	73,8	390	55	170	420	80
	M	390	553	606	793	551	130	510	420	74	72,3	73,8	390	55	172,5	440	90
L	400	582	625	822	569	160	540	420	74	72,3	73,8	390	55	172,5	440	110	
	XL	406	601	638	847	579	180	570	420	73,8	72,3	73,8	390	55	175	460	110



RONDO

NEW MODEL

NEW ADDITIONAL XS SIZE

VARIO GEO GRAVEL

SHARKSKIN / BLACK

FEATURES



\*the photo does not show the exact final bike, some changes may apply.



OUR CLASSIC RUUT IS VERY AGGRESSIVE OFF-ROAD ORIENTATED BIKE. WITH THIS NEW VERSION WE WANTED TO ADDRESS THE NEEDS OF PEOPLE WHO'S MAIN INTEREST IS BIKE PACKING AND LONG DISTANCE RIDING ON VARIED TERRAIN. FASTER ROLLING TIRES AND A 2X DRIVETRAIN WITH A BIG RANGE AND DENSER GEARING MAKES THIS SETUP A GREAT CHOICE FOR EXACTLY THOSE APPLICATIONS.

## RUUT AL1 2X

- Frame: RONDO RUUT AL 2.0 6061
- Fork: RONDO TWINTIP 2.0 CARBON
- Handlebar: RONDO FLARE
- Saddle: FABRIC SCOOP FLAT
- Seatpost: RONDO ALU 27.2 X 350
- Brakes: SHIMANO GRX RX400
- Shifters: SHIMANO GRX RX400
- Crankset: RONDO 46/30
- Derrailleur: SHIMANO GRX RX400
- Cassette: SHIMANO CSHG500 11-36 10 speed
- Wheels: RONDO ALU RIMS/SEALED BEARING
- Tires: 700 X 37 WTB RIDDLER SCHWALBE G-ONE ALLROUND 650-35

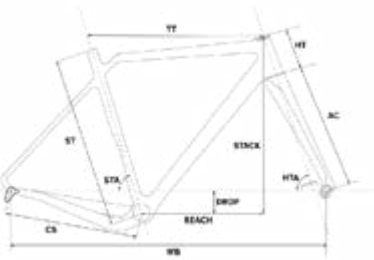
### HIGHLIGHTS

- ADJUSTABLE HEAD ANGLE AND FORK OFFSET
- BRIDGELESS SEATSTAYS WITH CUSTOM FENDER MOUNT
- COMPLETE SET OF FENDER, RACK, BAG AND BOTTLE MOUNTS
- NEW FORGED CS YOKE AND PRESS FIT BB FOR EVEN MORE TYRE CLEARANCE
- LIGHTER, HYDROFORMED TUBING WITH INTEGRATED INTERNAL CABLE ROUTING
- FLATTENED STAYS PROFILE AND S-BEND SHAPE FOR INCREASED BUMP COMPLIANCE
- HALO TYRE CLEARANCE (700C X 45 OR 27.5 X 2.2")

### FEATURES


- GRX 2X10 DRIVETRAIN
- 46/30 WIDE RANGE CRANKSET
- NEW XS SIZE (WITH 650B WHEELS)

### GEOMETRY RUUT AL1 2x



Frame:	RUUT 2.0 CUSTOM FORMED AL6061-T6	Bottom bracket:	PF 86/SHIMANO BB RS500
Fork:	TWINTIP 2.0 CARBON	Derrailleur front:	SHIMANO FD RX400
Frame sizes:	XS, S, M, L, XL	Derrailleur rear:	SHIMANO RD RX400
Handlebar:	RONDO FLARE 400MM (XS), 420MM(S), 440MM(M,L), 460MM(XL)	Cassette:	SHIMANO HG-50-10 11-36 10 SPEED
Grips:	VELO COMFORT TAPE	Chain:	SHIMANO KCN4601
Stem:	RONDO 80MM(XS,S), 90MM(M), 110MM(L), 110MM(XL)	Hubs:	RONDO SUPERLIGHT SEALED BEARINGS
Headset:	UPPER STACK: IS 42 / 28,6 LOWER STACK: IS 52 / 40 SHIS	Rims:	RONDO ALUMINIUM 622-23/584-23(XS)
Saddle:	FABRIC SCOOP FLAT	Axle front:	100/12mm/thread 1.5
Seatpost:	RONDO 350 X 27.2	Axle rear:	142/12mm/thread 1.5
Brakes:	SHIMANO GRX R400	Tyres:	WTB RIDDLER 700C X 37/SCHWALBE G-ONE ALLROUND 650B X 40
Rotors:	SHIMANO SMRT56 160MM/160MM	Tyre clearance:	700c x 45/27.5 x 2.2 (622-45, 584-57)
Shifters:	SHIMANO GRX RX400		
Crankset:	RONDO 46/30 165MM (XS) 170MM(S), 172.5MM(M,L), 175MM (XL)		

RUUT AL1	Size	Reach	Stack	Front center	Standover height	Effective Top Tube	Head Tube	Seat Tube	Chainstay	BB drop	Head Tube angle	Seat tube angle	Fork Axle to Crown	Fork Offset	Crank Length	Bar width	Stem Length
		mm	mm	mm	mm	mm	mm	mm	mm	mm	degrees	degrees	mm	mm	mm	mm	mm
LO	XS	371	519	588	755	530	100	450	420	65	70	73	400	45	165	400	80
	S	374	536	591	768	538	110	475	420	70	70,5	73	400	45	170	420	80
	M	382	558	597	797	553	130	510	420	70	71,5	73	400	45	172,5	440	90
	L	392	587	615	826	571	160	540	420	70	71,5	73	400	45	172,5	440	110
HI	XL	400	606	630	851	585	180	570	420	70	71,5	73	400	45	175	460	110
	XS	378	515	598	751	528	100	450	420	69	70,8	73,8	390	55	165	400	80
	S	381	531	601	764	536	110	475	420	74	71,3	73,8	390	55	170	420	80
	M	390	553	606	793	551	130	510	420	74	72,3	73,8	390	55	172,5	440	90
L	L	400	582	625	822	569	160	540	420	74	72,3	73,8	390	55	172,5	440	110
	XL	406	601	638	847	579	180	570	420	73,8	72,3	73,8	390	55	175	460	110



NEW SPEC

NEW COLOR

NEW ADDITIONAL XS SIZE

VARIO GEO GRAVEL

PURPLE / BLACK

FEATURES



\*the photo does not show the exact final bike, some changes may apply.



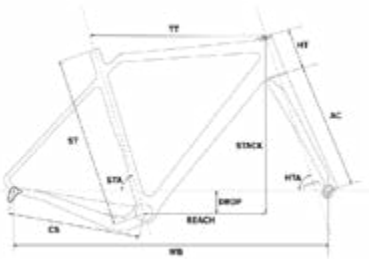
# RUUT AL2

Frame: RONDO RUUT AL 2.0 6061  
 Fork: RONDO TWINTIP 2.0 CARBON  
 Handlebar: RONDO FLARE  
 Saddle: FABRIC SCOOP FLAT  
 Seatpost: RONDO 27.2 X 350  
 Brakes: TRP SPYRE  
 Shifters: SRAM APEX 1  
 Crankset: FSA OMEGA 42T  
 Derailleur: SRAM APEX 1  
 Cassette: SUNRACE 11-42  
 Wheels: RONDO ALU RIMS/SEALED BEARING  
 Tyres: WTB 700c X 40 NANO [S-XL]  
 SCHWALBE G-ONE BITE 650-40

## HIGHLIGHTS


ADJUSTABLE HEAD ANGLE AND FORK OFFSET  
 BRIDGELESS SEATSAWS WITH CUSTOM FENDER MOUNT  
 COMPLETE SET OF FENDER, RACK, BAG AND BOTTLE MOUNTS  
 NEW FORGED CS YOKE AND PRESS FIT BB FOR  
 EVEN MORE TYRE CLEARANCE  
 LIGHTER, HYDROFORMED TUBING WITH  
 INTEGRATED INTERNAL CABLE ROUTING  
 FLATTENED STAYS PROFILE AND S-BEND SHAPE  
 FOR INCREASED BUMPS  
 HALO TYRE CLEARANCE (700c X 45 OR 27.5 X 2.2")

## GEOMETRY RUUT AL2



Frame:	RUUT 2.0 CUSTOM FORMED AL6061-T6	Bottom bracket:	PF 86/FSA
Fork:	TWINTIP 2.0 CARBON	Derailleur front:	-
Frame sizes:	XS, S, M, L, XL	Derailleur rear:	SRAM APEX 1
Handlebar:	RONDO FLARE 400MM [XS], 420MM(S), 440MM(M,L), 460MM(XL)	Cassette:	SUNRACE CSM57 11-42 11 SPEED
Grips:	VELO COMFORT TAPE	Chain:	SRAM PC1130
Stem:	RONDO 80MM(XS,S), 90MM(M), 110MM(L), 110MM(XL)	Hubs:	RONDO SUPERLIGHT SEALED BEARINGS
Headset:	UPPER STACK: IS 42 / 28,6 LOWER STACK: IS 52 / 40 SHIS	Rims:	RONDO ALUMINIUM 622-23/584-23(XS)
Saddle:	FABRIC SCOOP FLAT	Axle front:	100/12mm/thread 1.5
Seatpost:	RONDO 350 X 27.2	Axle rear:	142/12mm/thread 1.5
Brakes:	TRP SPYRE	Tyres:	WTB NANO 700c X 40/SCHWALBE G-ONE BITE 650B X 40 (XS)
Rotors:	TRP 160MM/160MM	Tyre clearance:	700c x 45/27.5 x 2.2 (622-45, 584-57)
Shifters:	SRAM APEX 1		
Crankset:	FSA OMEGA 42T 160MM (XS), 170MM(S), 172.5MM(M,L), 175MM (XL)		

RUUT AL2	Size	Reach	Stack	Front center	Standover height	Effective Top Tube	Head Tube	Seat Tube	Chainstay	BB drop	Head Tube angle	Seat tube angle	Fork Axle to Crown	Fork Offset	Crank Length	Bar width	Stem Length
		mm	mm	mm	mm	mm	mm	mm	mm	mm	degrees	degrees	mm	mm	mm	mm	mm
LO	XS	371	519	588	755	530	100	450	420	65	70	73	400	45	165	400	80
	S	374	536	591	768	538	110	475	420	70	70,5	73	400	45	170	420	80
	M	382	558	597	797	553	130	510	420	70	71,5	73	400	45	172,5	440	90
	L	392	587	615	826	571	160	540	420	70	71,5	73	400	45	172,5	440	110
HI	XS	400	606	630	851	585	180	570	420	70	71,5	73	400	45	175	460	110
	S	378	515	598	751	528	100	450	420	69	70,8	73,8	390	55	165	400	80
	S	381	531	601	764	536	110	475	420	74	71,3	73,8	390	55	170	420	80
	M	390	553	606	793	551	130	510	420	74	72,3	73,8	390	55	172,5	440	90
L	L	400	582	625	822	569	160	540	420	74	72,3	73,8	390	55	172,5	440	110
	XL	406	601	638	847	579	180	570	420	73,8	72,3	73,8	390	55	175	460	110



RONDO

# RONDO

NEW SPEC

NEW COLOR

NEW ADDITIONAL XS SIZE

VARIO GEO GRAVEL

BLACK / BLACK

FEATURES



\*the photo does not show the exact final bike, some changes may apply.



## RUUT AL2

Frame:	RONDO RUUT AL 2.0 6061
Fork:	RONDO TWINTIP 2.0 CARBON
Handlebar:	RONDO FLARE
Saddle:	FABRIC SCOOP FLAT
Seatpost:	RONDO Z7.2 X 350
Brakes:	TRP SPYRE
Shifters:	SRAM APEX 1
Crankset:	FSA OMEGA 42T
Derrailleur:	SRAM APEX 1
Cassette:	SUNRACE 11-42
Wheels:	RONDO ALU RIMS /SEALED BEARING
Tires:	WTB 700C X 40 NANO (S-XL) SCHWALBE G-ONE BITE 650-40

### HIGHLIGHTS

ADJUSTABLE HEAD ANGLE AND FORK OFFSET  
BRIDGELESS SEATSTAYS WITH CUSTOM FENDER MOUNT  
COMPLETE SET OF FENDER, RACK, BAG AND BOTTLE MOUNTS  
NEW FORGED CS YOKE AND PRESS FIT BB FOR EVEN MORE  
TYRE CLEARANCE  
LIGHTER, HYDROFORMED TUBING  
WITH INTEGRATED INTERNAL CABLE ROUTING  
FLATTENED STAYS PROFILE AND S-BEND SHAPE FOR  
INCREASED BUMP COMPLIANCE  
HALO TYRE CLEARANCE (700 C X 45" OR 27.5 X 2.2")

RUUT ST1



CONTINUED

VARIO GEO GRAVEL  
BLACK / BLACK

FEATURES



# RUUT ST1

Frame: RONDO RUUT ST 2.0 TANGE PRESTIGE  
Fork: RONDO TWINTIP 2.0 CARBON  
Handlebar: RONDO FLARE  
Saddle: FABRIC SCOOP FLAT  
Seatpost: RONDO 27.2 X 350  
Brakes: SRAM RIVAL HYDRAULIC BRAKES  
Shifters: SRAM RIVAL 1  
Crankset: SRAM S350-1 42T  
Derailleur: SRAM RIVAL 1  
Cassette: SUNRACE 11-42  
Wheels: RONDO ALU RIMS/SEALED BEARING  
Tires: 700 X 40 WTB NANO

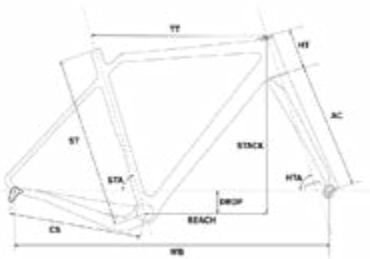
## HIGHLIGHTS

ADJUSTABLE HEAD ANGLE AND FORK OFFSET  
LIGHTER FRAME WITH CUSTOM FORMED OVALISED TT  
COMPLETE SET OF FENDER, RACK, BAG  
AND BOTTLE MOUNTS  
FLEXIBLE SEAT STAYS AND EXPOSED SEATPOST FOR  
MORE RIDE COMFORT  
TYRE CLEARANCE (700c X 40 AND 650B X 2.1")

\*the photo does not show the exact final bike, some changes may apply.



## GEOMETRY RUUT ST1



Frame:	RUUT 2.0 TANGE	Bottom bracket:	BSA 68mm
Fork:	TWINTIP 2.0 CARBON	Derailleur front:	-
Frame sizes:	S, M, L, XL	Derailleur rear:	SRAM RIVAL 1
Handlebar:	RONDO FLARE 420MM(S), 440MM(M,L), 460MM(XL)	Cassette:	SUNRACE CSM37 11-42 11 SPEED
Grips:	VELO COMFORT TAPE	Chain:	SRAM PC1130
Stem:	RONDO 80MM(S), 90MM(M), 110MM(L), 110MM(XL)	Hubs:	RONDO SUPERLIGHT SEALED BEARINGS
Headset:	UPPER STACK: IS 42 / 28,6 LOWER STACK: IS 52 / 40 SHIS	Rims:	RONDO ALUMINIUM 622-23
Saddle:	FABRIC SCOOP FLAT	Axle front:	100/12mm/thread 1.5
Seatpost:	RONDO 350 X 27.2	Axle rear:	142/12mm/thread 1.75
Brakes:	SRAM RIVAL HYDRAULIC BRAKES	Tyres:	WTB NANO 700C X 40
Rotors:	SRAM G2CS 160MM/160MM	Tyre clearance:	700c x 40/27.5 x 2.2 (622-40, 584-57)
Shifters:	SRAM RIVAL 1	Weight:	10.2KG
Crankset:	SRAM S350-1 X-SYNC 42T 170MM(S), 172.5MM(M,L), 175MM (XL)		

RUUT ST1	Size	Reach	Stack	Front center	Standover height	Effective Top Tube	Head Tube	Seat Tube	Chainstay	BB drop	Head Tube angle	Seat tube angle	Fork Axle to Crown	Fork Offset	Crank Length	Bar width	Stem Length	
		mm	mm	mm	mm	mm	mm	mm	mm	mm	degrees	degrees	mm	mm	mm	mm	mm	
	LO	S	373	536	586	768	534	110	475	420	70	70,5	73	400	45	170	420	80
		M	383	557	596	797	551	130	510	420	70	71,5	73	400	45	172,5	440	90
		L	391	582	615	826	569	160	540	420	70	71,5	73	400	45	172,5	440	110
		XL	400	606	630	851	584	180	570	420	70	71,5	73	400	45	175	460	110
	HI	S	381	531	594	764	532	110	475	420	74	71,3	73,8	390	55	170	420	80
		M	391	552	605	793	553	130	510	420	74	72,3	73,8	390	55	172,5	440	90
		L	397	572	625	822	571	160	540	420	74	72,3	73,8	390	55	172,5	440	110
		XL	406	601	640	847	586	180	570	420	73,8	72,3	73,8	390	55	175	460	110

S	165cm	173cm
M	172cm	180cm
L	179cm	187cm
XL	186cm	194cm

RONDO

NEW SPEC

NEW COLOR

VARIO GEO GRAVEL  
SHARKSKIN / BLACK

FEATURES



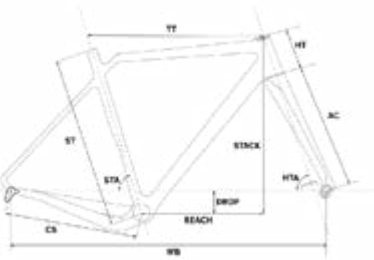
## RUUT ST2

Frame: RONDO RUUT TANGE CHAMPION  
Fork: RONDO TWINTIP 2.0 CARBON  
Handlebar: RONDO FLARE  
Saddle: FABRIC SCOOP FLAT  
Seatpost: RONDO 27.2 X 350  
Brakes: TRP SPYRE  
Shifters: SRAM APEX 1  
Crankset: FSA OMEGA 42T  
Deraileur: SRAM APEX 1  
Cassette: SUNRACE 11-42  
Wheels: RONDO ALU RIMS/SEALED BEARING  
Tires: 700 X 40 WTB NANO

### HIGHLIGHTS


ADJUSTABLE HEAD ANGLE AND FORK OFFSET  
TITANIUM FRAME AND CARBON TWINTIP FORK  
FLAT MOUNT DISC BRAKES  
FENDERS MOUNTS  
TIRE CLEARANCE (700C X 40 AND 650B X 2.1")

### GEOMETRY RUUT ST2



Frame:	RUUT TANGE	Bottom bracket:	BSA 68mm
Fork:	TWINTIP 2.0 CARBON	Deraileur front:	-
Frame sizes:	S, M, L, XL	Deraileur rear:	SRAM APEX 1
Handlebar:	RONDO FLARE 420MM(S), 440MM(M,L), 460MM(XL)	Cassette:	SUNRACE CSM57 11-42 11 SPEED
Grips:	VELO COMFORT TAPE	Chain:	SRAM PC1130
Stem:	RONDO 80MM(S), 90MM(M), 110MM(L), 110MM(XL)	Hubs:	RONDO SUPERLIGHT SEALED BEARINGS
Headset:	UPPER STACK: IS 42 / 28,6 LOWER STACK: IS 52 / 40 SHIS	Rims:	RONDO ALUMINIUM 622-23
Saddle:	FABRIC SCOOP FLAT	Axle front:	100/12mm/thread 1.5
Seatpost:	RONDO 350 X 27.2	Axle rear:	142/12mm/thread 1.75
Brakes:	TRP SPYRE	Tyres:	WTB NANO 700C X 40
Rotors:	TRP 160MM/160MM	Tyre clearance:	700c x 40/27.5 x 2.2 (622-40, 584-57)
Shifters:	SRAM APEX 1	Weight:	10.4KG
Crankset:	FSA OMEGA 42T 170MM(S), 172.5MM(M,L), 175MM (XL)		

RUUT ST2	Size	Reach	Stack	Front center	Standover height	Effective Top Tube	Head Tube	Seat Tube	Chainstay	BB drop	Head Tube angle	Seat tube angle	Fork Axle to Crown	Fork Offset	Crank Length	Bar width	Stem Length
		mm	mm	mm	mm	mm	mm	mm	mm	mm	degrees	degrees	mm	mm	mm	mm	mm
LO	S	373	536	586	768	534	110	495	420	70	70,5	73	400	45	170	420	80
	M	383	557	596	797	551	130	530	420	70	71,5	73	400	45	172,5	440	90
	L	391	582	615	826	569	160	560	420	70	71,5	73	400	45	172,5	440	110
HI	XL	400	606	630	851	584	180	590	420	70	71,5	73	400	45	175	460	110
	S	381	531	594	764	532	110	495	420	74	71,3	73,8	390	55	170	420	80
	M	391	552	605	793	553	130	530	420	74	72,3	73,8	390	55	172,5	440	90
L	L	397	572	625	822	571	160	560	420	74	72,3	73,8	390	55	172,5	440	110
	XL	406	601	640	847	586	180	590	420	73,8	72,3	73,8	390	55	175	460	110



NEW COLOR

NEW SPEC

AERO ROAD PLUS

PEWTER / LIME

FEATURES



\*the photo does not show the exact final bike, some changes may apply.



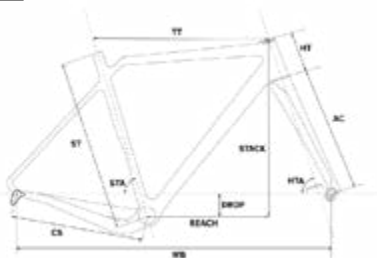
# HVRT CFO

- Frame: RONDO HVRT AERO FLY CARBON
- Fork: RONDO TWINTIP CARBON
- Handlebar: EASTON EC70 AERO
- Saddle: FABRIC ALM
- Seatpost: RONDO CF AERO
- Brakes: SHIMANO DURA ACE R9170
- Shifters: SHIMANO DURA ACE R9120
- Crankset: SHIMANO DURA ACE R9100 52/36
- Derailleur: SHIMANO DURA ACE RD-R9100/FD-R9100
- Cassette: SHIMANO ULTEGRA 11-30
- Wheels: RONDO X HUNT CARBON LIMITLESS
- Tires: CONTINENTAL GRAND PRIX 5000 700C X 25

## HIGHLIGHTS

- ADJUSTABLE HEAD ANGLE AND FORK OFFSET
- CUSTOM HIGH END CARBON FRAME
- EPS TECHNOLOGY, INTERNAL CABLE ROUTING
- UNIQUE CARBON TWINTIP FORK
- ROADPLUS READY (700C X 30 AND 650B X 47C)

## GEOMETRY HVRT CFO



Frame:	RUUT Aero DESIGN SUPERLIGHT CARBON	Bottom bracket:	EVO 386 with HTII adapter
Fork:	TWINTIP CARBON	Derailleur front:	Shimano DURA-ACE FD R9100
Frame sizes:	S, M, L, XL	Derailleur rear:	Shimano DURA-ACE RD R9100
Handlebar:	EASTON EC70 AERO 400MM(S), 420MM(M,L), 440MM(XL)	Cassette:	Shimano KCS8000 11-30T 11 SPEED
Grips:	VELO COMFORT TAPE	Chain:	Shimano HG701
Stem:	RONDO 90MM(S), 90MM(M), 110MM(L), 110MM(XL)	Hubs:	RONDO X HUNT STRAIGHT PULL
Headset:	UPPER STACK: IS 42 / 28,6 LOWER STACK: IS 52 / 40 SHIS	Rims:	RONDO X HUNT CARBON LIMITLESS
Saddle:	FABRIC ALMS CF	Axle front:	100/12mm/thread 1.5
Seatpost:	RONDO AERO carbon	Axle rear:	142/12mm/thread 1.75
Brakes:	Shimano DURA-ACE BR-R9170	Tyres:	CONTINENTAL GP 5000 700C X 25
Rotors:	Shimano SMRT900 160MM/140MM	Tyre clearance:	700c x 30/650b x 47 (622-30, 584-47)
Shifters:	Shimano DURA-ACE ST-R9120	Weight:	7.5KG
Crankset:	Shimano DURA ACE FC-R9100 52/36		

HVRT CFO	Size	Reach	Stack	Front center	Standover height	Effective Top Tube	Head Tube	Seat Tube	Chainstay	BB drop	Head Tube angle	Seat tube angle	Fork Axle to Crown	Fork Offset	Crank Length	Bar width	Stem Length	
		mm	mm	mm	mm	mm	mm	mm	mm	mm	degrees	degrees	mm	mm	mm	mm	mm	
	LO	S51	372	520	568	780	532	111	500	408	67	71,6	72,8	380	40	170	400	90
		M54	378	553	581	805	551	144	530	408	67	72,1	72,6	380	40	172,5	420	90
		L56	388	570	589	825	566	160	550	408	67	72,8	72,6	380	40	172,5	420	110
		XL59	400	605	608	840	589	195	570	410	67	73,1	72,6	380	40	175	440	110
	HI	S51	378	515	571	775	531	111	500	408	72	72,3	73,5	370	45	170	400	90
		M54	385	548	584	800	550	144	530	408	72	72,8	73,3	370	45	172,5	420	90
		L56	394	566	592	820	564	160	550	408	72	73,5	73,3	370	45	172,5	420	110
		XL59	407	600	614	830	587	195	570	410	72	73,8	73,3	370	45	175	440	110

S	165cm	173cm
M	172cm	180cm
L	179cm	187cm
XL	186cm	194cm

RONDO



NEW SPEC

AERO ROAD PLUS  
BLACK / BLACK

FEATURES



# HVRT CF2

- Frame: RONDO HVRT AERO CARBON
- Fork: RONDO TWINTIP CARBON
- Handlebar: RONDO ROAD ALU
- Saddle: FABRIC SCOOP FLAT
- Seatpost: RONDO CF AERO
- Brakes: SHIMANO 105 BR7070
- Shifters: SHIMANO 105 R7020
- Crankset: SHIMANO 105 R7000 52/36
- Derrailleur: SHIMANO 105 RD-R7000/FD-R7000
- Cassette: SHIMANO 105 11-30
- Wheels: RONDO X HUNT AERO WIDE ALU
- Tires: CONTINENTAL GRAND SPORT 700c x25

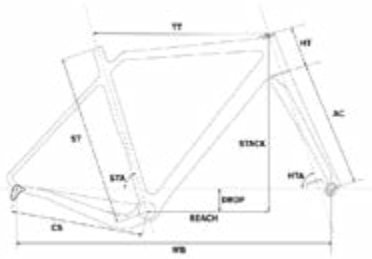
HIGHLIGHTS

- ADJUSTABLE HEAD ANGLE AND FORK OFFSET
- CUSTOM HIGH END CARBON FRAME
- EPS TECHNOLOGY, INTERNAL CABLE ROUTING
- UNIQUE CARBON TWINTIP FORK
- ROADPLUS READY (700C X 30 AND 650B X 47C)

\*the photo does not show the exact final bike, some changes may apply.



GEOMETRY HVRT CF2



Frame:	RUUT Aero DESIGN EPS CARBON	Bottom bracket:	EVO 386 with HTII adapter
Fork:	TWINTIP CARBON	Derrailleur front:	Shimano 105 FD-R7000
Frame sizes:	S, M, L, XL	Derrailleur rear:	Shimano 105 RD-R7000
Handlebar:	Rondo Road 400MM(S), 420MM(M,L), 440MM(XL)	Cassette:	Shimano KCS7000 11-30T 11 SPEED
Grips:	VELO COMFORT TAPE	Chain:	Shimano HG701
Stem:	RONDO 90MM(S), 90MM(M), 110MM(L), 110MM(XL)	Hubs:	RONDO X HUNT STRAIGHT PULL
Headset:	UPPER STACK: IS 42 / 28,6 LOWER STACK: IS 52 / 40 SHIS	Rims:	RONDO X HUNT AERO WIDE ALUMINIUM
Saddle:	FABRIC SCOOP FLAT CR-MO	Axle front:	100/12mm/thread 1.5
Seatpost:	RONDO AERO carbon	Axle rear:	142/12mm/thread 1.75
Brakes:	Shimano 105 BR-R7070	Tyres:	CONTINENTAL GRAND SPORT RACE 700C X 25
Rotors:	Shimano SMRT170 160MM/140MM	Tyre clearance:	700c x 30/650b x 47 (622-30, 584-47)
Shifters:	Shimano 105 ST-R7020	Weight:	8.5KG
Crankset:	Shimano 105 FC-R7000 52/36		

HVRT CF2	Size	Reach	Stack	Front center	Standover height	Effective Top Tube	Head Tube	Seat Tube	Chainstay	BB drop	Head Tube angle	Seat tube angle	Fork Axle to Crown	Fork Offset	Crank Length	Bar width	Stem Length	
		mm	mm	mm	mm	mm	mm	mm	mm	mm	degrees	degrees	mm	mm	mm	mm	mm	
	LO	S51	372	520	568	780	532	111	500	408	67	71,6	72,8	380	40	170	400	90
		M54	378	553	581	805	551	144	530	408	67	72,1	72,6	380	40	172,5	420	90
		L56	388	570	589	825	566	160	550	408	67	72,8	72,6	380	40	172,5	420	110
		XL59	400	605	608	840	589	195	570	410	67	73,1	72,6	380	40	175	440	110
	HI	S51	378	515	571	775	531	111	500	408	72	72,3	73,5	370	45	170	400	90
		M54	385	548	584	800	550	144	530	408	72	72,8	73,3	370	45	172,5	420	90
		L56	394	566	592	820	564	160	550	408	72	73,5	73,3	370	45	172,5	420	110
		XL59	407	600	614	830	587	195	570	410	72	73,8	73,3	370	45	175	440	110



NEW COLOR

VARIO GEO GRAVEL  
STONE GREY / FAWN

FEATURES



## MUTT AL

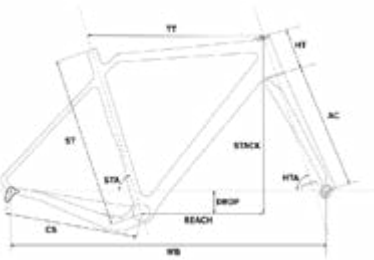
Frame: RONDO MUTT ALU 6061  
Fork: RONDO TWINTIP CARBON  
Handlebar: RONDO ROAD  
Saddle: FABRIC SCOOP FLAT  
Seatpost: RONDO 27.2 X 350  
Brakes: SHIMANO TIAGRA R4770  
Shifters: SHIMANO TIAGRA R4720  
Crankset: FSA OMEGA 48-32  
Derailleur: SHIMANO TIAGRA RD-R4700/FD-R7000  
Cassette: SHIMANO TIAGRA 11-32  
Wheels: RONDO ALU RIMS/SEALED BEARING  
Tire front: WTB BYWAY 650B X 47  
Tire rear: WTB HORIZON 650B X 47

### HIGHLIGHTS

ADJUSTABLE HEAD ANGLE AND FORK OFFSET  
CUSTOM HIGH END CARBON FRAME  
EPS TECHNOLOGY, INTERNAL CABLE ROUTING  
UNIQUE CARBON TWINTIP FORK  
ROADPLUS READY (700C X 30 AND 650B X 47C)



### GEOMETRY MUTT AL



Frame:	RUUT CUSTOM FORMED AL6061-T6	Bottom bracket:	PF86/FSA
Fork:	TWINTIP CARBON	Derailleur front:	Shimano 105 FD-R7000
Frame sizes:	XS, S, M, L, XL	Derailleur rear:	Shimano Tiagra RD-R4700
Handlebar:	Rondo Road 400MM(S), 420MM(M,L), 440MM(XL)	Cassette:	Shimano KSCHG500 11-32T 10 SPEED
Grips:	VELO COMFORT TAPE	Chain:	Shimano H6500
Stem:	RONDO 80MM(S), 90MM(M), 110MM(L), 110MM(XL)	Hubs:	RONDO SUPERLIGHT SEALED BEARINGS
Headset:	UPPER STACK: IS 42 / 28,6 LOWER STACK: IS 52 / 40 SHIS	Rims:	RONDO ALu 584-23
Saddle:	FABRIC SCOOP FLAT	Axle front:	100/12mm/thread 1.5
Seatpost:	RONDO 350 X 27.2	Axle rear:	142/12mm/thread 1.5
Brakes:	SHIMANO BR4770 HYDRAULIC BRAKES	Tyres:	WTB 650B X 47 BYWAY FRONT/HORIZON REAR
Rotors:	SHIMANO SMRT56 160MM/160MM	Tyre clearance:	700c x 30/650b x 47 (622-30, 584-47)
Shifters:	Shimano Tiagra ST4720	Weight:	10.6KG
Crankset:	FSA OMEGA COMPACT 48/32T		

MUTT AL	Size	Reach	Stack	Front center	Standover height	Effective Top Tube	Head Tube	Seat Tube	Chainstay	BB drop	Head Tube angle	Seat tube angle	Fork Axle to Crown	Fork Offset	Crank Length	Bar width	Stem Length
		mm	mm	mm	mm	mm	mm	mm	mm	mm	degrees	degrees	mm	mm	mm	mm	mm
LO	S	368	534	565	760	530	125	490	415	67	72	73	380	40	170	400	90
	M	375	558	580	787	545	150	520	415	67	72	73	380	40	172,5	420	90
	L	380	588	590	811	560	180	540	415	67	72,5	73	380	40	172,5	420	110
HI	XL	391	608	607	833	577	195	570	415	67	72,5	73	380	40	175	440	110
	S	373	530	567	760	528	125	490	415	72	72,7	73,7	370	45	170	400	90
	M	381	553	583	780	543	150	520	415	72	72,7	73,7	370	45	172,5	420	90
	L	387	584	593	805	558	180	540	415	72	73,2	73,7	370	45	172,5	420	110
	XL	398	603	610	830	575	195	570	415	72	73,2	73,7	370	45	175	440	110



NEW COLOR

VARIO GEO GRAVEL

GENTIAN / TAN

FEATURES



\*the photo does not show the exact final bike, some changes may apply.



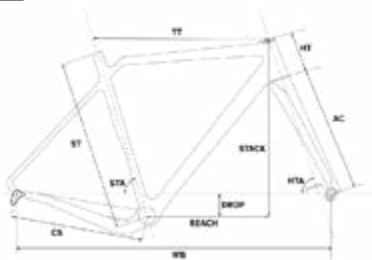
# MUTT ST

- Frame: RONDO MUTT TANGE PRESTIGE
- Fork: RONDO TWINTIP CARBON
- Handlebar: RONDO ROAD
- Saddle: FABRIC SCOOP FLAT
- Seatpost: RONDO 27.2 X 350
- Brakes: SHIMANO 105 R7070
- Shifters: SHIMANO 105 R7020
- Crankset: FSA OMEGA 48-32
- Derailleur: SHIMANO 105 R7000
- Cassette: SHIMANO 105 11-32
- Wheels: RONDO ALU RIMS/SEALED BEARING
- Tire front: WTB BYWAY 650B X 47
- Tire rear: WTB HORIZON 650B X 47

## HIGHLIGHTS

ADJUSTABLE HEAD ANGLE AND FORK OFFSET  
 CUSTOM HIGH END CARBON FRAME  
 EPS TECHNOLOGY, INTERNAL CABLE ROUTING  
 UNIQUE CARBON TWINTIP FORK  
 ROADPLUS READY (700C X 30 AND 650B X 47C)

## GEOMETRY MUTT ST



Frame:	RUUT TANGE Prestige	Bottom bracket:	BSA 68MM/FSA
Fork:	TWINTIP CARBON	Derailleur front:	Shimano 105 FD-R7000
Frame sizes:	XS, S, M, L, XL	Derailleur rear:	Shimano 105 RD-R7000
Handlebar:	Rondo Road 400MM(S), 420MM(M,L), 440MM(XL)	Cassette:	Shimano KCS7000 11-32T 11 SPEED
Grips:	VELO COMFORT TAPE	Chain:	Shimano HG701
Stem:	RONDO 90MM(XS,S), 100MM(M), 110MM(L), 120MM(XL)	Hubs:	RONDO SUPERLIGHT SEALED BEARINGS
Headset:	UPPER STACK: IS 42 / 28,6 LOWER STACK: IS 52 / 40 SHIS	Rims:	RONDO SUPERLIGHT ALU 622-20
Saddle:	FABRIC SCOOP FLAT	Axle front:	100/12mm/thread 1.5
Seatpost:	RONDO 350 X 27.2	Axle rear:	142/12mm/thread 1.75
Brakes:	Shimano 105 BR-R7070	Tyres:	WTB 650B X 47 BYWAY FRONT/HORIZON REAR
Rotors:	SHIMANO SMRT156 160MM/160MM	Tyre clearance:	700c x 30/650b x 47 (622-30, 584-47)
Shifters:	Shimano 105 ST-R7020	Weight:	10.6KG
Crankset:	FSA OMEGA COMPACT 48/32T		

MUTT ST	Size	Reach	Stack	Front center	Standover height	Effective Top Tube	Head Tube	Seat Tube	Chainstay	BB drop	Head Tube angle	Seat tube angle	Fork Axle to Crown	Fork Offset	Crank Length	Bar width	Stem Length
		mm	mm	mm	mm	mm	mm	mm	mm	mm	degrees	degrees	mm	mm	mm	mm	mm
LO	S	367	530	565	760	530	120	490	420	67	72	73	380	40	170	400	90
	M	375	558	580	787	545	150	520	420	67	72	73	380	40	172,5	420	90
	L	380	588	590	811	560	180	540	420	67	72,5	73	380	40	172,5	420	110
	XL	391	608	607	833	577	195	570	420	67	72,5	73	380	40	175	440	110
HI	S	375	525	567	760	528	120	490	420	72	72,7	73,7	370	45	170	400	90
	M	381	553	583	780	543	150	520	420	72	72,7	73,7	370	45	172,5	420	90
	L	387	584	593	805	558	180	540	420	72	73,2	73,7	370	45	172,5	420	110
	XL	398	603	610	830	575	195	570	420	72	73,2	73,7	370	45	175	440	110



## SPEC UPDATE

### BIKEPACKING

SILVER / GRAY

### FEATURES



\*the photo does not show the exact final bike, some changes may apply.



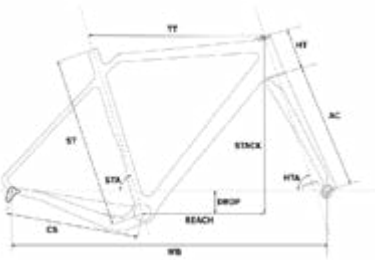
# BOGAN ST

Frame: RONDO BOGAN TANGE CHAMPION  
 Fork: RONDO TWINTIP 2.0 CARBON  
 Handlebar: RONDO DIRT DROP  
 Saddle: FABRIC SCOOP FLAT  
 Seatpost: RONDO 27.2 X 350  
 Brakes: TRP SPYRE  
 Shifters: SRAM APEX 1  
 Crankset: RONDO DIRECT 38T  
 Derailleur: SRAM APEX 1  
 Cassette: SUNRACE 11-42  
 Wheels: RONDO ALU RIMS/SEALED BEARING  
 Tires: WTB NANO 29 X 2.1

## HIGHLIGHTS

UNIQUE LIFT HANDLE FOR EASIER CARRYING OF LOADED BIKE  
 ZX DRIVETRAIN COMPATIBILITY  
 COMPLETE SET OF FENDER, RACK, BAG AND BOTTLE MOUNTS  
 MASSIVE TYRE CLEARANCE - ACCEPTS UP TO 29X2.1 TYPES  
 RADICAL GEOMETRY DESIGNED FOR STABILITY AND LONG RIDE COMFORT

### GEOMETRY BOGAN



Frame:	Custom formed Tange Champion	Bottom bracket:	BSA 68mm/SHIMANO BB-RS500
Fork:	TWINTIP 2.0 CARBON	Derailleur front:	-
Frame sizes:	S, M, L, XL	Derailleur rear:	SRAM APEX 1
Handlebar:	RONDO BOOMERANG 440MM(S,M), 460MM(L,XL)	Cassette:	SUNRACE CSMS7 11-42 11 SPEED
Grips:	VELO COMFORT TAPE	Chain:	SRAM PC1130
Stem:	RONDO 60MM(S,M), 80MM(L,XL)	Hubs:	RONDO SUPERLIGHT SEALED BEARINGS
Headset:	UPPER STACK: ZS 44 / 28,6 LOWER STACK: EC 44/ 40 SHIS	Rims:	RONDO ALUMINIUM 622-23
Saddle:	FABRIC SCOOP FLAT	Axle front:	100/12mm/thread 1.5
Seatpost:	RONDO 350 X 27.2	Axle rear:	142/12mm/thread 1.75
Brakes:	TRP SPYRE	Tyres:	WTB NANO 29 X 2.1
Rotors:	TRP 160MM/160MM	Tyre clearance:	29x2.1 [622-54]
Shifters:	SRAM APEX 1	Weight:	10.7KG
Crankset:	RONDO DIRECT 38T 170MM(S), 172.5MM(M,L), 175MM (XL)		

BOGAN	Size	Reach	Stack	Front center	Standover height	Effective Top Tube	Head Tube	Seat Tube	Chainstay	BB drop	Head Tube angle	Seat tube angle	Fork Axle to Crown	Fork Offset	Crank Length	Bar width	Stem Length	
		mm	mm	mm	mm	mm	mm	mm	mm	mm	degrees	degrees	mm	mm	mm	mm	mm	
	LO	S	401	582	636	782	575	140	470	435	80	70	73	400	45	170	440	60
		M	406	601	647	802	585	160	490	435	80	70	73	400	45	172,5	440	60
		L	414	619	663	820	600	180	510	435	80	70	73	400	45	172,5	460	80
	HI	S	409	577	644	775	573	140	470	435	86	70,8	73,8	390	55	170	440	60
		M	413	595	655	795	583	160	490	435	86	70,8	73,8	390	55	172,5	440	60
		L	423	611	671	810	598	180	510	435	86	70,8	73,8	390	55	172,5	460	80
	XL	432	633	680	835	618	200	530	435	86	70,8	73,8	390	55	175	460	80	





CONTINUED

SUBURBAN  
BLACK / GREEN

FEATURES



\*the photo does not show the exact final bike, some changes may apply.



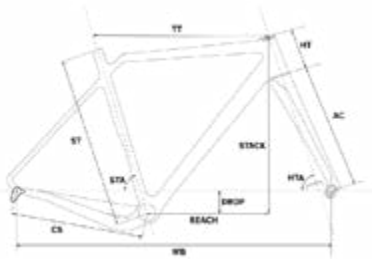
# BOOZ ST

- Frame: RONDO BOOZ CRO-MO
- Fork: RONDO TWINTIP CARBON
- Handlebar: RONDO FLAT BAR
- Saddle: FABRIC SCOOP FLAT
- Seatpost: RONDO 27.2 X 350
- Brakes: SHIMANO BL-RS600
- Shifters: SRAM Apex
- Crankset: FSA OMEGA 42T
- Derrailleur: SRAM Apex
- Cassette: FSA OMEGA 42T
- Wheels: RONDO ALU RIMS/SEALED BEARING
- Tires: 650 X 47 WTB VENTURE

## HIGHLIGHTS

- ADJUSTABLE HEAD ANGLE AND FORK OFFSET
- ADJUSTABLE BB HEIGHT
- UNIQUE CARBON TWINTIP FORK
- ROADPLUS READY (700 X 30C AND 650B X 47C)
- BELT DRIVE COMPATIBLE

## GEOMETRY BOOZ



Frame:	RUUT DOUBLE BUTTED CRO-MO	Bottom bracket:	BSA 68mm/FSA
Fork:	TWINTIP CARBON	Deraileur front:	-
Frame sizes:	S, M, L, XL	Deraileur rear:	SRAM APEX 1
Handlebar:	RONDO HORIZON 660MM	Cassette:	SUNRACE CSM57 11-42 11 SPEED
Grips:	RONDO GRIPS	Chain:	SRAM PC1130
Stem:	RONDO 80MM(S,M), 90MM(L,XL)	Hubs:	RONDO SUPERLIGHT SEALED BEARINGS
Headset:	UPPER STACK: ZS 44 / 28,6 LOWER STACK: EC 44/ 40 SHIS	Rims:	RONDO ALUMINIUM 584-23
Saddle:	FABRIC SCOOP FLAT	Axle front:	100/15mm/thread 1.5
Seatpost:	RONDO 350 X 27.2	Axle rear:	--
Brakes:	SHIMANO BL-RS600/BR-RS405	Tyres:	WTB VENTURE 650B X 47
Rotors:	SHIMANO SMRT156	Tyre clearance:	650bx47 (584-47)
Shifters:	SRAM APEX1	Weight:	10.5KG
Crankset:	FSA OMEGA 42T 170MM(S), 172.5MM(M,L), 175MM (XL)		

BOOZ	Size	Reach	Stack	Front center	Standover height	Effective Top Tube	Head Tube	Seat Tube	Chainstay	BB drop	Head Tube angle	Seat tube angle	Fork Axle to Crown	Fork Offset	Crank Length	Bar width	Stem Length
		mm	mm	mm	mm	mm	mm	mm	mm	mm	degrees	degrees	mm	mm	mm	mm	mm
LO	S	395	555	609	770	560	130	495	420	70	71,5	73	400	45	170	660	80
	M	406	585	630	800	580	160	530	420	70	71,5	73	400	45	170	680	90
	L	420	603	650	820	600	180	560	420	70	71,5	73	400	45	175	680	90
	XL	434	622	670	845	620	200	590	420	70	71,5	73	400	45	175	700	100
HI	S	403	550	616	760	558	130	495	420	76	72,3	73,8	390	55	170	660	80
	M	414	580	637	790	578	160	530	420	76	72,3	73,8	390	55	170	680	90
	L	428	597	657	815	598	180	560	420	75	72,3	73,8	390	55	175	680	90
	XL	442	616	677	840	617	200	590	420	75	72,3	73,8	390	55	175	700	100



RONDO



ACEPAC

ACEPAC

RG



# ACEPAC

BORSE ED ACCESSORI PER BIKEPACKING

## HARNESSES

# BAR HARNESS & DRYBAG



**HARNESS BLACK**  
ART NO. | 22009



**HARNESS GREY**  
ART NO. | 22023  
37.00 €

**DRYBAG 16L**  
ART NO. | 24324  
36.90 €



**DRYBAG 8L**  
ART NO. | 23129  
33.50 €

BAR HARNESS AND TWO SIZES OF DRYBAG MAKES PERFECT COMBINATION FOR ALL YOUR ADVENTURES.

### PARAMETERS:

#### HARNESS:

33 x 33cm | 390g

#### DRYBAG 16L:

ø15 x 45cm | 195g

#### DRYBAG 8L:

ø18,5 x 60cm | 255g


### FEATURES:

- HYPALON NON-SLIPPING STRAPS
- ALUMINIUM REINFORCEMENT BAR
- SLIPLOCK BUCKLES
- WATERPROOF ROLLER CLOSURE
- ADJUSTABLE VOLUME 8-16L
- REINFORCED EXPOSED AREAS
- EASY TO WASH TARPULIN BOTTOM
- EVA DISTANCE SPACERS
- REFLECTIVE PRINT

### MATERIALS:

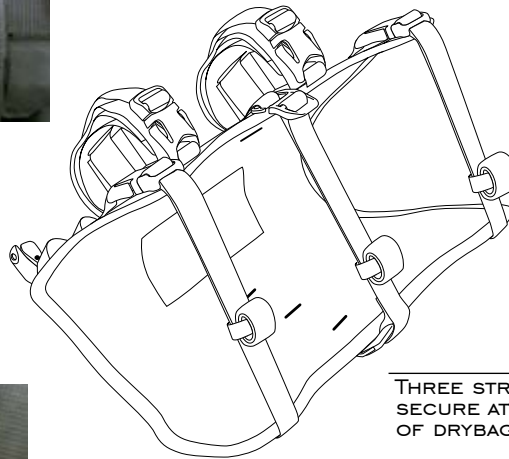
NYLON 6.6 RIPSTOP, TPU COATING, TARPULIN, HYPALON, ALUMINIUM, NIFCO BUCKLES, POLYPROPYLENE, HDPE

### ALUMINIUM REINFORCEMENT BAR



HYPALON AND VELCRO STRAPS FOR ATTACHMENT TO THE HANDLEBAR, SECURED WITH NYLON STRAPS WITH BUCKLES. FOAM SPACERS FOR SUFFICIENT DINSTANCE OF HARNESS FROM BARS.

### HYPALON LOOPS FOR SECURE BAR BAG CONNECTION



THREE STRAPS FOR SECURE ATTACHMENT OF DRYBAGS

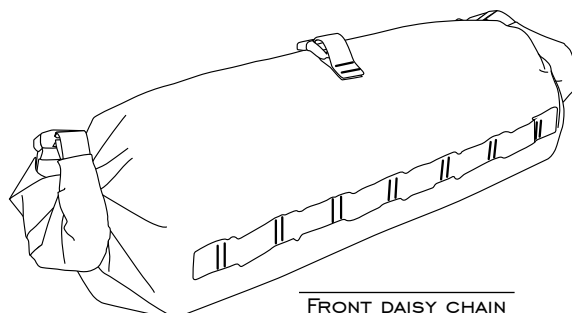


HEAD TUBE STRAP WITH CAMLOCK BUCKLE TO AVOID HARNESS SWING DURING A RIDE

VELCRO ON BACKSIDE OF DRYBAGS FOR SECURE FIXATION OF DRYBAG INTO HARNESS.



NIFCO BUCKLES FOR EASY HANDLING IN CYCLING GLOVES, CAN BE USED IN FREEZING CONDITIONS DOWN TO -20°C.



FRONT DAISY CHAIN FOR ADDITIONAL GEAR FIXING



HOOK IN TOP OF DRYBAG FOR QUICK AND SIMPLE „KNEEFREE“ CONNECTION TO HARNESS.

ROLL CLOSURE ENSURES ENOUGH WATERPROOFNESS OF THE BAG

# SADDLE HARNESS & DRYBAG



**HARNESS BLACK**  
ART NO. | 25000

**DRYBAG 16L**  
ART NO. | 27325

**HARNESS GREY**  
ART NO. | 25024

SADDLE HARNESS AND TWO SIZES OF DRYBAG MAKES PERFECT COMBINATION FOR ALL YOUR ADVENTURES.

**DRYBAG 8L**  
ART NO. | 26120

**PARAMETERS:**

**HARNESS:**

20 x 39cm | 690g

**DRYBAG 16L:**

ø20 x 55cm | 270g

**DRYBAG 8L:**

ø17 x 45cm | 210g

**FEATURES:**

- HYPALON NON-SLIPPING STRAPS
- ALUMINIUM REINFORCEMENT
- SLIPLOCK BUCKLES
- WATERPROOF ROLLER CLOSURE
- ADJUSTABLE VOLUME 8-16L
- REINFORCED EXPOSED AREAS
- EASY TO WASH TARPAILUN BOTTOM
- REFLECTIVE PRINT

**MATERIALS:**

NYLON 6.6 RIPSTOP, TPU COATING, TARPAILUN, HYPALON, ALUMINIUM, NIFCO BUCKLES, POLYPROPYLENE, HDPE

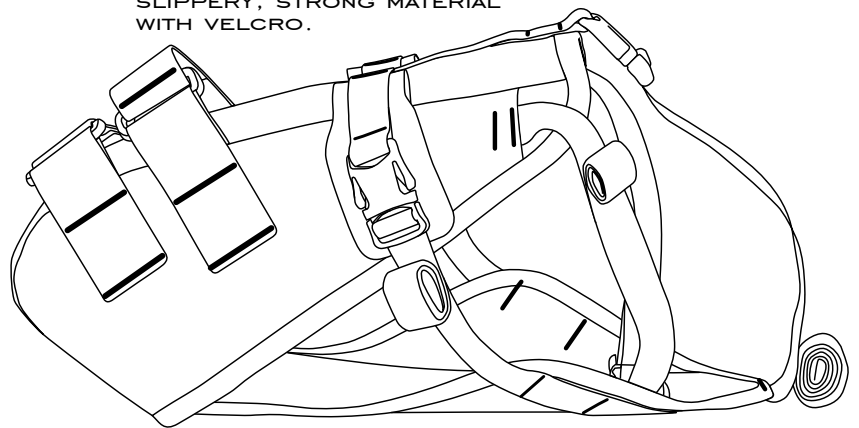
DRYBAG WITH DAISY CHAINS FOR ADDITIONAL GEAR FIXING.



CENTRAL COMPRESSION STRAP FOR SECURE DRYBAG CLOSURE FIXING.



HYPALON STRAPS FOR ATTACHMENT TO THE SEATPOST AND SADDLE RAILS. NON SLIPPERY, STRONG MATERIAL WITH VELCRO.



HYPALON FABRIC PART WHICH TOUCHES SEAT POST AND SADDLE RAILS FOR ADDED DURABILITY.



TARPAILUN BOTTOM REINFORCEMENT FOR EASY CLEANING AND TEAR RESISTANCE.



NIFCO BUCKLES FOR EASY HANDLING IN CYCLING GLOVES, CAN BE USED IN FREEZING CONDITIONS DOWN TO -20°C.



ROLL CLOSURE ENSURES ENOUGH WATERPROOFNESS OF THE BAG



DAISY CHAIN AT BOTTOM OF DRYBAG FOR ITS FIXATION TO BACKPACK IN CASE OF TRANSPORT.



# HANDLEBARS

# BAR ROLL



**BLACK**

ART NO. 101301



**GREY**

ART NO. 101325

LARGE HANDLEBAR BAG FOR TRANSPORT OF EASILY COMPRESSIBLE EQUIPMENT, THANKS TO ITS DIMENSIONS ALSO SUITABLE FOR TRANSPORT OF SLEEPING EQUIPMENT - TENT, SLEEPING BAG, MAT, ETC.

### PARAMETERS:

ø 18,5 x [30-60]cm  
[8-16]L  
485g

### FEATURES:

- EVA DISTANCE SPACERS
- ALUMINIUM REINFORCEMENT BAR
- REMOVABLE WATERPROOF LINER
- SLIPLOCK BUCKLES
- DOUBLE-SIDED ROLLER CLOSURE
- ADJUSTABLE VOLUME 8-16L
- REINFORCED EXPOSED AREAS
- EASY TO WASH TARPAULIN BOTTOM
- REFLECTIVE PRINT

### MATERIALS:

NYLON 6.6 RIPSTOP, PU COATING, TARPAULIN, HYPALON, ALUMINIUM, NIFCO BUCKLES, POLYPROPYLENE



CENTRAL STRAP WITH CAMLOK BUCKLE FOR FIXATION OF THE BAG TO THE HEAD TUBE OF BIKE FRAME. EXPOSED AREAS WHERE THE BAG TOUCHES THE HEAD TUBE AND BRAKE LEVERS ARE REINFORCED WITH A SECOND LAYER OF DURABLE NYLON 6.6 FABRIC.



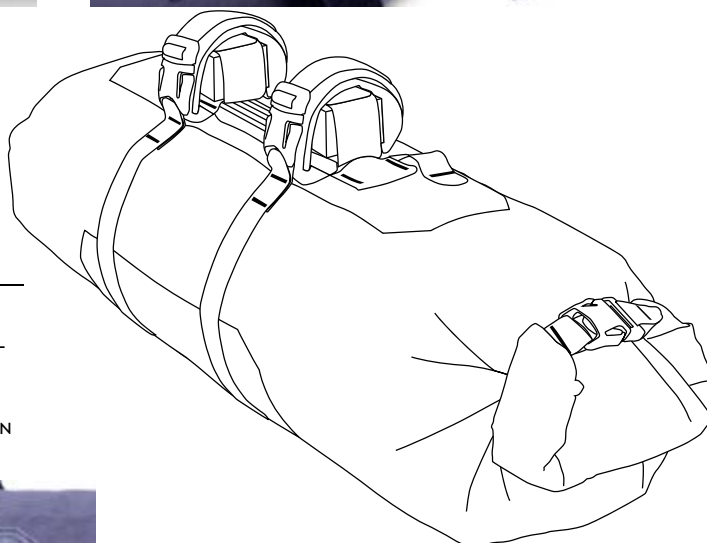
EVA FOAM DISTANCE SPACERS AND ALUMINIUM REINFORCEMENT KEEP THE BAG AWAY FROM THE HANDLEBARS TO PROTECT THE BRAKE LEVERS AND THEIR SUPPLY HOSES.

SECURE ATTACHMENT TO THE HANDLEBARS WITH NON-SLIP HYPALON STRAPS WITH WIDE VELCRO FASTENING IS SECURED BY STRAPS WITH BUCKLES WITH ANTI SLIP LOCK FUNCTION TO AVOID BAG MOVEMENT DURING A RIDE.



DOUBLE-SIDED ROLLER CLOSURE WITH NIFCO BUCKLES (-20°C), FOR EASY GLOVE CONTROL, CAN BE ROLLED LIKE A CLASSIC DRYBAG BY CLOSING THE BUCKLES AT THE BAG ENTRANCE.

THE BOTTOM PART OF THE BAG COVERED BY EASY-TO-CLEAN TARPAULIN FABRIC. HORIZONTAL STRAP CHAIN AT THE BOTTOM OF THE BAG TO ATTACH IT TO THE BACKPACK FOR EASY TRANSPORTATION OF THE BAG IN RUGGED TERRAIN.



THE BAG HAS A REMOVABLE WATERPROOF LINER (COATED NYLON RIPSTOP FABRIC, PU 5000MM WITH TAPED SEAMS), WHICH GUARANTEES TO KEEP THE CARRIED STUFF DRY.



# BAR BAG



**BLACK**  
ART NO. 121002



**GREY**  
ART NO. 121026

SMALL HANDLEBAR BAG FOR TRANSPORT OF VARIOUS QUICKLY AVAILABLE EQUIPMENT, FOR EXAMPLE CAMERA, PHONE, EVERYDAY NEEDS.

## PARAMETERS:

25 x 12 x 16cm  
5L  
270g

## FEATURES:

- HYPALON NON SLIPPING STRAPS
- REMOVABLE WATERPROOF LINER
- SLIPLOCK BUCKLES
- WATERPROOF ROLLER CLOSURE
- WATER RESISTANT YKK TWO WAY ZIPPER
- REFLECTIVE PRINT

## MATERIALS:

NYLON 6.6 RIPSTOP, PU COATING, HYPALON, NIFCO BUCKLES, POLYPROPYLENE, YKK ZIPPERS

PAIR OF VELCRO AND HYPALON STRAPS ENABLE TO CONNECT BAR BAG TO HANDLEBARS DIRECTLY WITHOUT BAR ROLL.



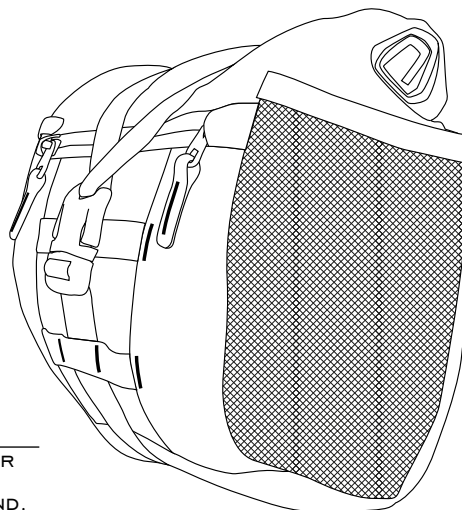
DRYBAG IS FIXED INTO BAG BY VELCRO FOR EASIER ROLLING.



SIDE MESH POCKETS SUITABLE FOR QUICKLY ACCESSIBLE EQUIPMENT OR TRASH



HEAD TUBE STRAP WITH CAMLOCK BUCKLE TO AVOID HARNESS SWING DURING A RIDE.



YKK WATER RESISTANT ZIPPER WITH TWO SLIDERS FOR EASIER STUFF REACH.



ROLL CLOSURE ENSURES WATERPROOFNESS OF THE BAG



NIFCO BUCKLES FOR EASY HANDLING IN CYCLING GLOVES AND. THOSE BUCKLES CAN BE USED IN FREEZING CONDITIONS UP TO -20°C.

THE BAG CAN BE ATTACHED DIRECTLY TO HANDLEBARS OR TO THE BAR ROLL, USING SPECIAL BUCKLES WHICH ARE INCLUDED IN THE BAR BAG



PAIR OF DAISY CHAINS IN FRONT OF BAG FOR ADDITIONAL GEAR OR FLASHLIGHT FIXING.

THE BAG HAS A REMOVABLE WATERPROOF LINER (COATED NYLON RIPSTOP FABRIC, PU 5000MM WITH TAPED SEAMS), WHICH GUARANTEES TO KEEP THE CARRIED STUFF DRY.

# BIKE BOTTLE BAG



**BLACK**  
ART NO. 131001



**GREY**  
ART NO. 131025

SMALL HANDLEBAR BAG MADE TO FIT THE STANDARD BIKE BOTTLE. OF COURSE YOU CAN USE IT FOR DIFFERENT PURPOSES SUCH AS SNACKS OR OTHER STUFF YOU KEEP.

**PARAMETERS:**

Ø9 x [13-17]cm  
65g

**FEATURES:**

- EASY TO FIX BY VELCRO STRAPS
- SIDE MESH POCKET
- ELASTIC STRING WITH STOPPER CLOSURE
- REFLECTIVE LOGO
- HIGH VISIBILITY LINING FOR EASIER TRANSPORTED GEAR ORGANISATION

**MATERIALS:**

NYLON 6.6 RIPSTOP, PU COATING, POLYPROPYLENE WEBBING, HIGH VISIBILITY LINING

**SIDE „TRASH MESH POCKET“**



STRAP WITH CAMLOK BUCKLE TO FIX THE BOTTOM TO THE FORK CROWN.



STRING WITH STOPER CLOSURE.



THE VELCRO STRAPS CAN BE MOVED AROUND THE BAG THANKS TO THE STRAP LADDER.

ELASTIC BAND HOLDS THE BOTTLE IN PLACE AND CLOSES THE BAG.



THE HOLE IN THE BOTTOM OF THE BAG TO SPILL THE WATER IN CASE YOU WILL CATCH SOME IN RAINY WEATHER





# FAT BOTTLE BAG



**BLACK**  
ART NO. 132008



**GREY**  
ART NO. 132022

SMALL HANDLEBAR BAG MADE TO FIT THE FAT 1 L TRITAN BOTTLE. EVEN MORE SPACE FOR YOUR SNACKS OR OTHER STUFF YOU KEEP.

## PARAMETERS:

Ø 10 x [14.5-19]cm  
75G

## FEATURES:

- EASY TO FIX BY VELCRO STRAPS
- TRASH MESH POCKET
- ELASTIC STRING WITH STOPPER CLOSURE
- REFLECTIVE LOGO
- HIGH VISIBILITY LINING FOR EASIER TRANSPORTED GEAR ORGANISATION

## MATERIALS:

NYLON 6.6 RIPSTOP, PU COATING, POLYPROPYLENE, HIGH VISIBILITY LINING

SIDE „TRASH MESH POCKET“



STRAP WITH CAMLOK BUCKLE TO FIX THE BOTTOM OF THE FORK CROWN.



STRING WITH STOPPER CLOSURE.

ELASTIC BAND HOLDS THE BOTTLE IN PLACE AND CLOSES THE BAG.



VELCRO STRAPS FOR ATTACHMENT TO THE HANDLES. CAN BE MOVED AROUND TO FIT YOUR NEEDS.

THE HOLE IN THE BOTTOM OF THE BAG TO SPILL THE WATER IN CASE YOU WILL CATCH SOME IN RAINY WEATHER



# SADDLE

# SADDLE BAG



**BLACK**

ART NO. I03305



**GREY**

ART NO. I03329

### PARAMETERS:

ø21 x [36-58]cm  
16L  
690g

### FEATURES:

- HYPALON NON-SLIPPING STRAPS
- REMOVABLE WATERPROOF LINER
- SLIPLOCK BUCKLES
- WATERPROOF ROLLER CLOSURE
- ADJUSTABLE VOLUME 8-16L
- REINFORCED EXPOSED AREAS
- EASY TO WASH TARPULIN BOTTOM
- REFLECTIVE PRINT

### MATERIALS:

NYLON 6.6 RIPSTOP, PU COATING, TARPULIN, HYPALON, HDPE, NIFCO BUCKLES, POLYPROPYLENE

CENTRAL COMPRESSION STRAP FOR EVEN MORE SECURE ROLL CLOSURE. TOP DAISY CHAINS FOR ADDITIONAL GEAR FIXING POSSIBILITY



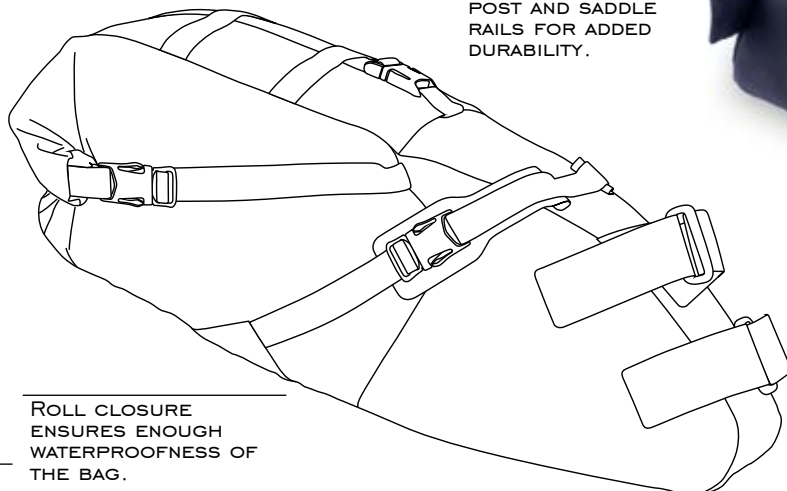
NIFCO BUCKLES FOR EASY HANDLING IN CYCLING GLOVES, CAN BE USED IN FREEZING CONDITIONS DOWN TO -20°C.

HYPALON STRAPS FOR ATTACHMENT TO THE SEATPOST AND SADDLE STRUTS. NON SLIPPERY, STRONG MATERIAL WITH VELCRO.



HYPALON FABRIC PART WHICH TOUCHES SEAT POST AND SADDLE RAILS FOR ADDED DURABILITY.

SLIPLOCK BUCKLES FOR SAFE SADDLE CONNECTION.



ROLL CLOSURE ENSURES ENOUGH WATERPROOFNESS OF THE BAG.

HDPE BOARD REINFORCEMENT IN SADDLE AREA TO KEEP ITS SHAPE.

THE BAG HAS A REMOVABLE WATERPROOF LINER (COATED NYLON RIPSTOP FABRIC, PU 5000MM WITH TAPED SEAMS), WHICH GUARANTEES TO KEEP THE CARRIED STUFF DRY.

HDPE BOARD REINFORCED BOTTOM FOR BETTER BAG STABILITY.

TARPAILUN BOTTOM REINFORCEMENT FOR EASY CLEANING AND TEAR RESISTANCE.

DAISY CHAIN AT BOTTOM OF BAG FOR ITS FIXATION TO BACKPACK IN CASE OF TRANSPORT.



# FRAME ZIP FRAME BAG



**BLACK L**  
ART NO. | 29305



**GREY M**  
ART NO. | 28223



**BLACK M**  
ART NO. | 28209



**GREY L**  
ART NO. | 29329

UNIVERSAL FRAME BAG IN TWO SIZES, M AND L. THE BAG IS EQUIPPED WITH WATER RESISTANT YKK ZIPPER WITH TWO SLIDERS. THE CIRCUMFERENCE OF THE BAG IS PADDED TO PROTECT THE FRAME. INSIDE FRAME POSITION IS IDEAL FOR HEAVY GEAR TRANSPORT.

## PARAMETERS:

[40/48] x 6 x [14/17]cm  
[3.5/4]L  
265G

## FEATURES:

- LONG VELCRO STRAPS MEANT TO BE CUT EXACTLY TO YOUR FRAME
- PADDED CIRCUMFERENCE WALLS FOR BETTER FRAME FIT AND SOUND FREE RIDES.
- WATER RESISTANT YKK ZIPPER
- REFLECTIVE LOGO
- INNER MESH POCKETS

## MATERIALS:

NYLON 6.6 RIPSTOP, PU COATING, NIFCO BUCKLES, YKK ZIPPERS, HIGH VISIBLE LINING

HIGH VISIBLE LINING INSIDE BAG.




INNER MESH POCKETS FOR BETTER GEAR ORGANISATION INSIDE BAG.

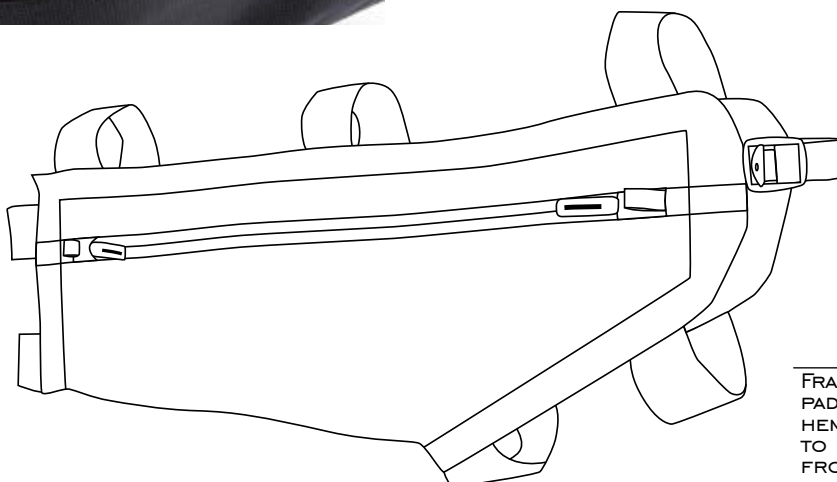
YKK ZIPPER WITH TWO SLIDERS FOR EASIER BAG OPENING.



REFLECTIVE PRINT ON SIDES



CAMELBAG HOSE OUTLET



FRAME TOUCHING SIDES ARE PADDED AND EQUIPPED WITH HEMS TO FIT PROPERLY AND TO PROTECT THE FRAME FROM SCRATCHING BY TRANSPORTED CARGO

SEVEN LONG VELCRO STRAPS TO FIT AS MANY FRAMES AS POSSIBLE. CUT OFF THE REMAINING PART.



STRAP WITH CAMLOK BUCKLE TO ATTACH TO THE HEAD TUBE.



# FUEL BAG M

**BLACK**  
ART NO. I 30202



**GREY**  
ART NO. I 30226

FUEL BAG TO STORE ALL THE NECESSARY WIDGETS AND SNACKS YOU NEED TO HAVE THE FAST ACCESS.

## PARAMETERS:

19 x 6 x 10cm  
0.8L  
110g

## FEATURES:

- LONG VELCRO STRAPS MEANT TO BE CUT EXACTLY TO YOUR FRAME
- PADDED CIRCUMFERENCE
- 2 WATER RESISTANT YKK ZIPPERS
- REFLECTIVE LOGO
- TWO OUTER SIDE MESH POCKETS
- TWO INNER MESH POCKETS

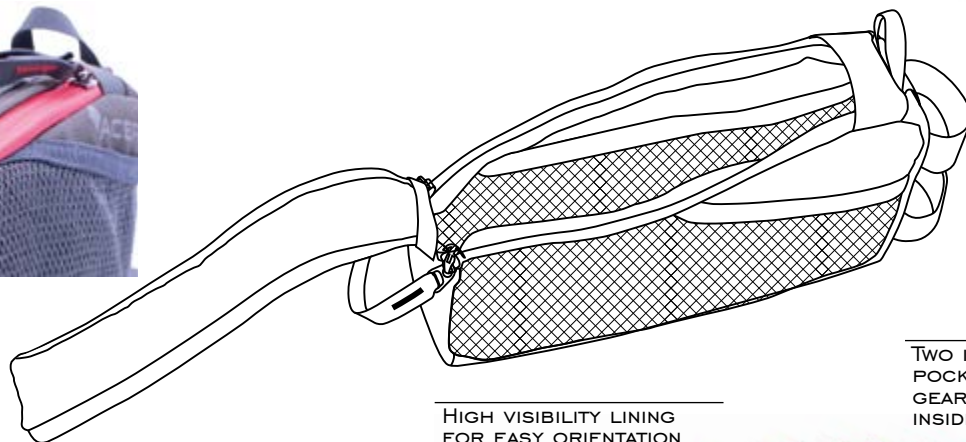
## MATERIALS:

NYLON 6.6 RIPSTOP, PU COATING, NIFCO BUCKLES, YKK ZIPPERS, POLYPROPYLENE, HIGH VISIBLE LINING

DOUBLE WATER RESISTANT YKK ZIPPER FOR COMFORTABLE ACCESS AND PROTECTION OF YOUR STUFF



NON SLIP HYPALON LOOPS ON THE SIDES OF ZIPPER FOR EASY HANDLING



LONG VELCRO STRAPS TO FIT AS MANY FRAMES AS POSSIBLE CAN BE POSITIONED. CUT OFF THE REMAINING PART.

TWO SIDE MESH POCKETS



HIGH VISIBLE LINING FOR EASY ORIENTATION INSIDE BAG.



TWO INNER SIDE MESH POCKETS FOR BETTER GEAR ORGANISATION INSIDE BAG.

# FUEL BAG L



**BLACK**

ART NO. 107303



**GREY**

ART NO. 107327

FUEL BAG TO STORE ALL THE NECESSARY WIDGETS AND SNACKS YOU NEED TO HAVE THE FAST ACCESS. TWO INNER PADDED PARTITONS CAN BE ADJUSTED BY OR REMOVED.

## PARAMETERS:

26 x 6 x 10cm  
1.2L  
135g

## FEATURES:

- LONG VELCRO STRAPS MEANT TO BE CUT EXACTLY TO YOUR FRAME
- PADDED CIRCUMFERENCE
- 2 WATER RESISTANT YKK ZIPPERS
- REFLECTIVE LOGO
- TWO OUTER SIDE MESH POCKETS
- TWO PADDED ADJUSTABLE PARTITIONS

## MATERIALS:

NYLON 6.6 RIPSTOP, PU COATING, NIFCO BUCKLES, YKK ZIPPERS, POLYPROPYLENE, HIGH VISIBILITY LINING

NON SLIP HYPALON LOOPS ON THE SIDES OF ZIPPER FOR EASY HANDLING



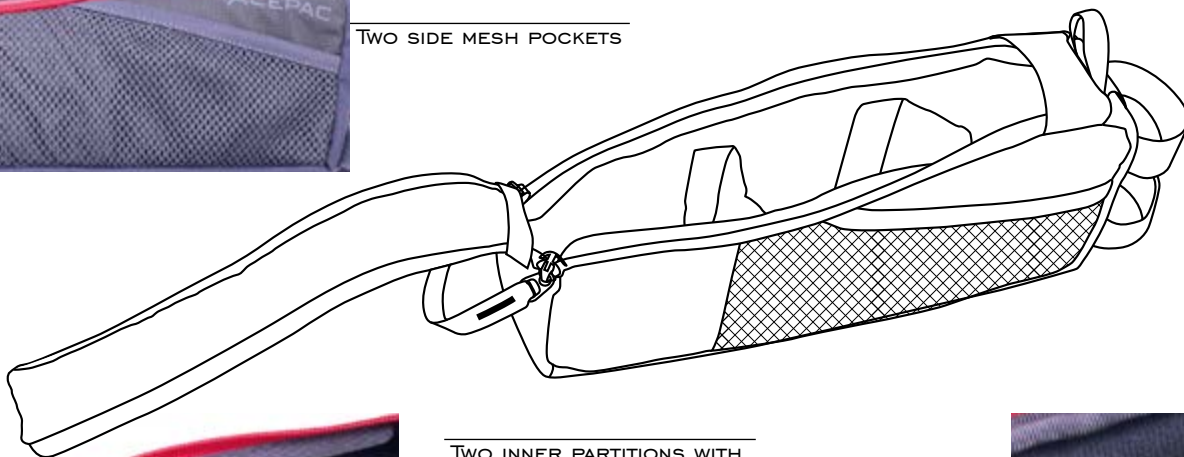
DOUBLE WATER RESISTANT YKK ZIPPER FOR COMFORTABLE ACCESS AND PROTECTION OF YOUR STUFF



LONG VELCRO STRAPS TO FIT AS MANY FRAMES AS POSSIBLE CAN BE POSITIONED. CUT OFF THE REMAINING PART.



TWO SIDE MESH POCKETS



TWO INNER PARTITIONS WITH VELCRO HEMS CAN BE ADJUSTED OR PUT OUT BY YOUR NEEDS



BRUSHED INNER SIDES TO PROTECT YOUR STUFF FROM SCRATCHING



# TUBE BAG



**GREY**  
ART NO. I 33029



**BLACK**  
ART NO. I 33005

A LITTLE BAG MEANT TO STORE ROLLED UP SPARE TUBE AND THE ESSENTIAL TOOLS. WATER RESISTANT YKK ZIPPER SEEMS TO BE OVERKILL FOR JUST THE TUBE, BUT WE WANT IT TO BE USABLE FOR MORE STUFF.

**PARAMETERS:**

12 x 6 x 10cm  
0.7L  
60G

**FEATURES:**

- LONG VELCRO STRAPS MEANT TO BE CUT EXACTLY TO YOUR FRAME
- PADDED CIRCUMFERENCE
- WATER RESISTANT YKK ZIPPER
- REFLECTIVE LOGO
- TWO INNER MESH POCKETS

**MATERIALS:**

NYLON 6.6 RIPSTOP, PU COATING, YKK ZIPPERS, POLYPROPYLENE, HIGH VISIBILITY LINING

MULTIPLE CONNECTION POSSIBILITIES BY WEBBING LADDER.



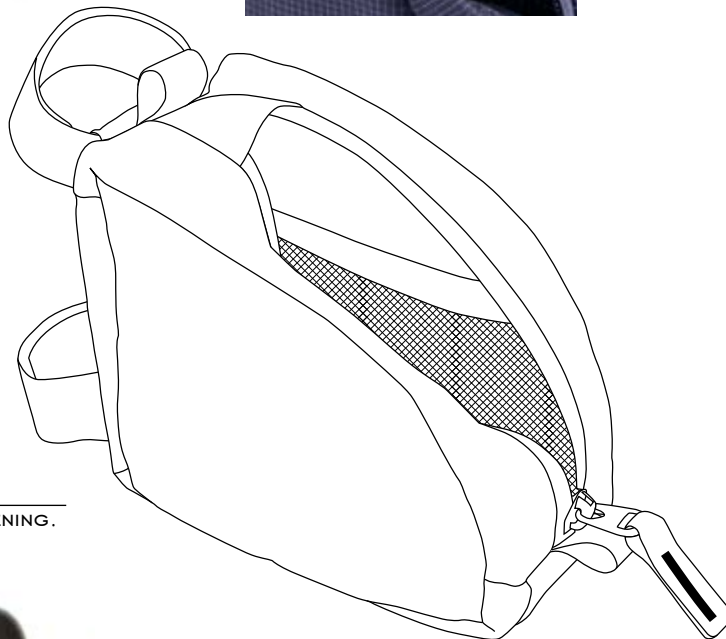
TWO  
INNER  
MESH  
POCKETS



WATER RESISTANT YKK ZIPPER




LONG VELCRO STRAPS TO FIT AS MANY FRAMES AS POSSIBLE CAN BE POSITIONED. CUT OFF THE REMAINING PART.



HIGH VISIBILITY LINING



HYPALON LOOPS FOR EASIER OPENING.



REFLECTIVE PRINT ON SIDES



# MINIMA BAG



**GREY**  
ART NO. I 34026



**BLACK**  
ART NO. I 34002



THIS BAG IS MEANT TO BE ATTACHED TO THE FORK OR FRAME. MADE FOR THE MINIMA POT OR MINIMA SET COOKING SETS. ROLL CLOSURE.

## PARAMETERS:

ø 12 x 14CM  
1.5L  
85G

## FEATURES:

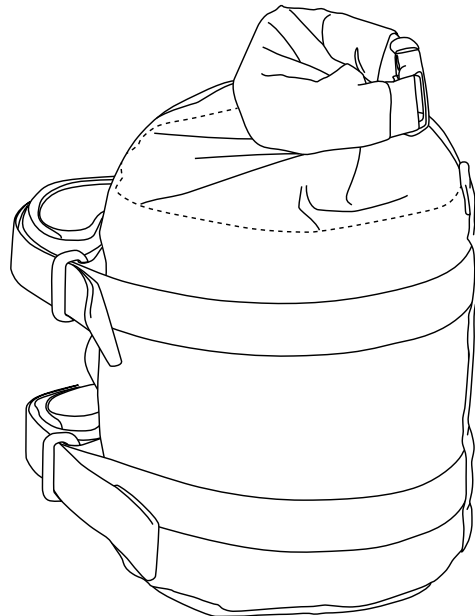
- HYPALON NON SLIP STRAPS
- SLIPLOCK NIFCO BUCKLES
- ROLLER CLOSURE
- PADDED WALLS
- REFLECTIVE PRINT
- ROLL CLOSURE

## MATERIALS:

NYLON 6.6 RIPSTOP, PU COATING, HYPALON, NIFCO BUCKLES, POLYPROPYLENE, HIGH VISIBILITY LINING



PAIR OF COMPRESSION STRAPS FOR ROCK SOLID BAG FIXATION TO FRAME OR FORK



WATER RESISTANT ROLLER CLOSING SYSTEM ALLOWS YOU TO ADJUST THE VOLUME OF THE BAG



ATTACHMENT STRAPS ARE MADE OF THREE LAYERS, OF HYPALON, VELCRO AND STRAP WITH BUCKLE TO SECURELY FIX THE BAG



HI VISIBILITY LINING INSIDE BAG FOR EASIER ORIENTATION PADDED WALLS PROTECT YOUR FRAME AND EQUIPMENT



THE HOLE IN THE BOTTOM OF THE BAG TO SPILL THE WATER IN CASE YOU WILL CATCH SOME IN RAINY WEATHER

# TOOL WALLET



**GREY**  
ART NO. I 35023

FOLDABLE POUCH TO STORE ALL THE NECESSARY TOOLS. THANKS TO THE HYPALON STRAPS CAN BE ATTACHED TO THE FRAME OR SADDLE RAILS.

**PARAMETERS:**  
22.5 x 15cm  
0.16g

- FEATURES:**
- HYPALON NON-SLIPPING STRAP
  - REINFORCED EXPOSED AREAS
  - PRACTICAL BINDER FOR ALL YOUR TOOLS
  - LOOP FOR THE TAILLIGHT
  - REFLECTIVE PRINT

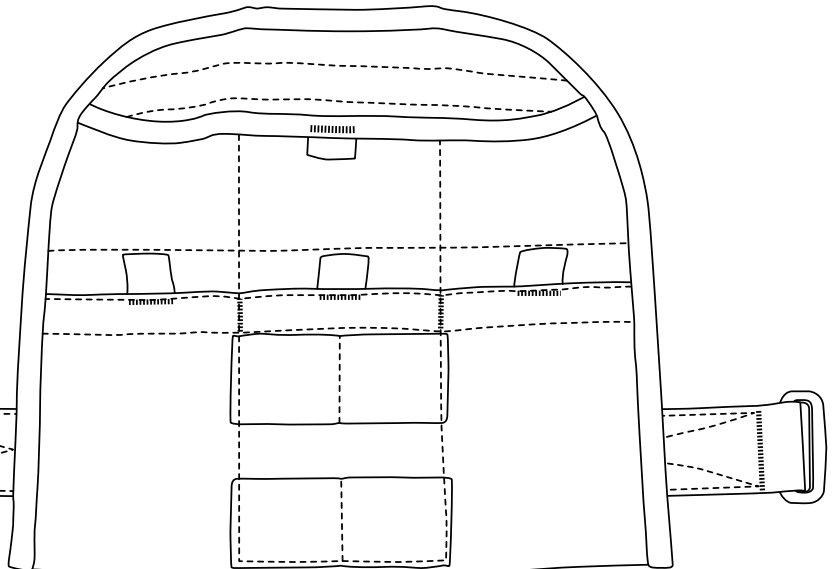
**MATERIALS:**  
NYLON 6.6 RIPSTOP, PU COATING, HYPALON, NIFCO, HIGH VISIBILITY LINING

THREE SMALL POCKETS WITH VELCRO CLOSURE, TWO PAIRS OF ELASTIC LOOPS

THREE POCKETS SECURED BY FOLDING



LOOP FOR THE TAILLIGHT



HYPALON STRAP WITH VELCRO TO ATTACH TO THE BIKE FRAME



# TUBE WRAP



**GREY**  
ART NO. 136020

HYPALON STRAP SYSTEM TO PACK THE SPARE TUBE TOGETHER WITH MOUNTING LEVERS AND ATTACH IT TO THE FRAME. PLUS LOOP FOR THE TAILLIGHT.

**PARAMETERS:**  
22.5 x 15cm  
0.16G

- FEATURES:**
- HYPALON NON-SLIPPING STRAPS
  - LOOPS FOR THE MOUNTING LEVERS
  - LOOP FOR THE TAILLIGHT

**MATERIALS:**  
HYPALON, NIFCO

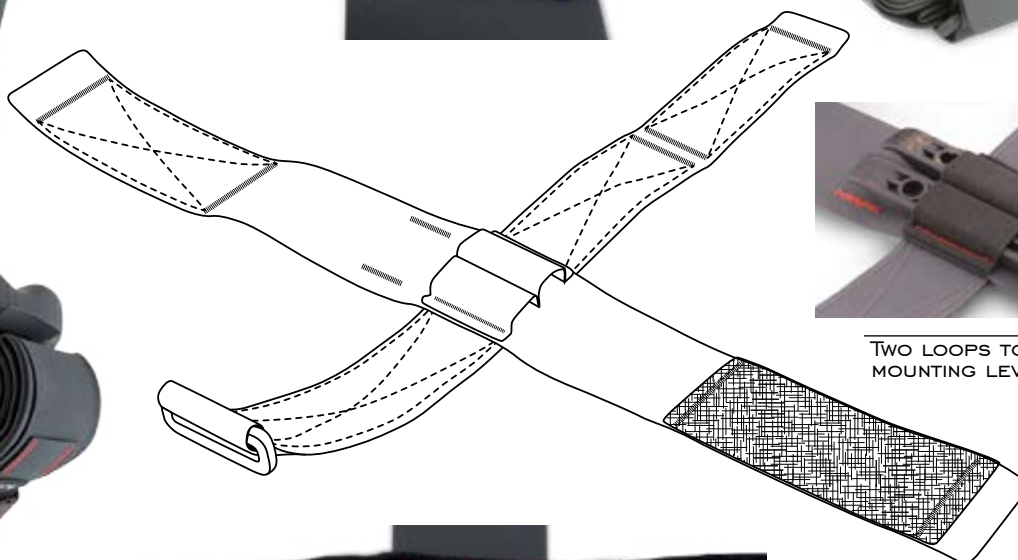
HYPALON MAKES THE WRAP STRONG AND NON SLIPPING



LOOP FOR THE TAILLIGHT



WIDE HYPALON STRAP PROTECTS TUBE FROM DAMAGE.



TWO LOOPS TO FIT THE MOUNTING LEVERS



HUGE VELCRO CONNECTIONS ENSURES THE SECURITY OF THE WRAP IN VERY HARSH CONDITIONS





**GRANITE**

MULTI-TOOL & ACCESSORI

## STASH CHAIN TOOL

25.90 €

SMAGLIACATENA IN ALLUMINIO 7075 LAVORATO CNC INSERIBILE NEL MANUBRIO



- .Inseribile all'interno del manubrio
- .Compatibile per catene 9 > 12 velocità
- .Compatibile con manopole aperte sul fondo e manubrio con foro da 18 a 21mm e 10cm di sezione dritta alle estremità
- .Alloggiamento per falsa maglia di ricambio



Dimensioni: 30x30x96mm (tappo largo) / 21.8x21.8x96mm (tappo stretto)

Peso: 50gr (incluso il tappo laterale)

Colore: Orange

Contenuto della confezione: Corpo Chain tool, guarnizione espandibile di gomma per bloccaggio tappi manubrio, tappi manubrio da 30 e 22mm

\*Falsa maglia non inclusa



## STASH MULTI-TOOL

59.90 €

MULTI TOOL DA INSERIRE NEL CANNOTTO FORCELLA



Multi tool 8 funzioni: Brugola da 2, 2.5, 3, 4, 5, 6 - Torx T25 - Cacciavite piatto - Tiraraggi: 0, 1, 2, 3 e funzione rimuovi valvola

Dimensioni: 30x30x96mm (tappo largo) / 21.8x21.8x96mm (tappo stretto)

Peso: multi tool: 57g - Peso del sistema completo: 135g

Colore: Orange o Nero anodizzato

Contenuto della confezione: Corpo Chain tool, guarnizione espandibile di gomma per bloccaggio tappi manubrio, tappi manubrio da 30 e 22mm

\*Compatibile con forcelle tapered (42mm) e 1/8 (30mm) - Monta su bici con distanza da sotto la piastra della forcella alla sommità dello stem da 150 a 240mm



## STASH RCX MULTI-TOOL

59.90 €

MULTI TOOL DA INSERIRE NEL CANNOTTO FORCELLA



Multi tool 8 funzioni: Brugola da 2, 2.5, 3, 4, 5, 6 - Torx T25 - Cacciavite piatto - Tiraraggi: 0, 1, 2, 3 e funzione rimuovi valvola

Dimensioni: 30x30x96mm (tappo largo) / 21.8x21.8x96mm (tappo stretto)

Peso: multi tool: 57g - Peso del sistema completo: 110g

Colore: Orange o Nero anodizzato

Contenuto della confezione: Corpo Chain tool, guarnizione espandibile di gomma per bloccaggio tappi manubrio, tappi manubrio da 30 e 22mm

\*Il diametro interno del cannotto forcella deve essere di forma circolare e misurare tra 23,5 mm e 27 mm. Ideale per Bici da Corsa e Gravel



## STASH TIRE PLUG

22.90 €

KIT DI RIPARAZIONE TUBELESS



Dimensioni: 30x30x96mm (tappo largo) / 21.8x21.8x96mm (tappo stretto)

Peso: 35g(incluso il tappo laterale)

Colore: Orange

Contenuto della confezione: Corpo Tire Plug, 2x vermicelli 1.5mm, 2x vermicelli 3.5mm, guarnizione espandibile di gomma per bloccaggio tappi manubrio, tappi manubrio da 30 e 22mm

- .Kit di riparazione Tubeless in alluminio 7075 lavorato CNC inseribile nel manubrio
- .Forchetta per inserimento "vermicelli"
- .Alesatore
- .Inseribile all'interno del manubrio
- .Compatibile con manopole aperte sul fondo e manubrio con foro da 18 a 21mm e 10cm di sezione dritta alle estremità

GRANITE



## ROCKBAND

9.90 €

CINGHIA ULTRALEGGERA PER TELAIO



Chiusura con velcro  
Striscia in gomma a contatto con il telaio per evitate rumore e sfregamento  
Compatibile con:  
Kit ROCKNROLL  
Punk  
Talon

Colore: Black, Red, Blue, Green, Orange, Turquoise Blue, Green Camo

Peso: 23gr

Lunghezza: 45 cm

Larghezza: 3,2 cm



## ROCKBAND PLUS

12.90 €

CINGHIA ULTRALEGGERA PER TELAIO



Square Tile



Wave



Pine Tree



Mountain View

Colore: SQUARE TILE, WAVE, PINE TREE, MOUNTAIN VIEW

Peso: 25gr

Lunghezza: 49 cm

Larghezza: 3,2 cm

ROCKBAND PLUS è la versione più lunga della RockBand. Adatta a camere d'aria più grandi (27,5/29 plus, Fat), antivento, attrezzi, ecc...

Chiusura con velcro  
Striscia in gomma a contatto con il telaio per evitate rumore e sfregamento  
Compatibile con:  
Kit ROCKNROLL  
Punk  
Talon



## ROCKNROLL

35.90 €

SACCA IN CORDURA CON CHIAVE A CRICCHETTO



Chiave a cricchetto: Resistente fino a 60Nm - Prolunga - - Inserto Torx T25 e cacciavite a stella  
7 inserti brugola (2mm / 2.5mm / 3mm / 4mm / 5mm / 6mm / 8mm) Dimensioni: 130x50x30mm  
Peso: 136g

Colore: Nero o Green Camo

\* Tasca interna aggiuntiva per smagliacatena (non incluso)

Anello di aggancio compatibile con cinghia ROCKBAND



## PITA - PEDAL COVER

19.90 €

COPPIA COVER DI PROTEZIONE PER PEDALI



Dimensioni: LARGE: adatto a pedali fino a 115x115 mm

SMALL: adatto a pedali fino a 100x55mm

Colore: Nero o Green Camo

Le cover PITA proteggono la tua e le altre bici durante il trasporto o nel rimessaggio.

Facili da installare e disponibili in due taglie e due colorazioni.



## TALON

12.90 €

LEVAGOMME E CHIAVE PER SMONTARE LA FALSAMAGLIA. DUE IN UNO!



TALON è un pratico tool che ha due funzioni in una. Unendo le due sezioni diventa una pratica chiave per smontare la falsa maglia della tua catena, dividendole invece avrai a disposizione un kit di levagomme

Dimensioni: 127x24x16mm

Peso: 61.4g [2pz]

Colore: Nero



## PUNK - CNC CO2

19.90 €

EROGATORE CO2



Erogatore Co2 leggero e versatile. Compatibile con ROCKBAND

Small per bombolette da 16gr - Large per bombolette da 25gr

Peso: Small - 24g / Large - 25g

Colore: Nero

\*Bombolette Co2 non incluse





## JUICY NIPPLE - BLACK VALVE

25.90 €

VALVOLE TUBELESS



Valvole tubeless da 45mm con tappi valvola anodizzati con inserto per smontare il core della valvola.

Peso: 10 gr

Colore valvola: Nero anodizzato

Colore Tappi: Black, Red, Blue, Green, Orange, Pink, Gold



## VALVE CAP

9.90 €

TAPPI VALVOLE



Tappi valvola anodizzati con inserto per smontare il core della valvola

Peso: 2,5g

Colore: Black, Red, Blue, Green, Orange, Pink, Gold

## TIRE PLUG REFIL

3.90 €

VERMICELLI PER RIPARARE TUBELESS



Confezione da 10 pz

Dimensione: 1,5mm / 3,5mm



# Gen4





**RACER**<sup>®</sup>  
»» protective gear

COMING SOON



**TRIBE DISTRIBUTION** s.r.l.

[info@tribedistribution.com](mailto:info@tribedistribution.com)

STRADA STATALE 28 SUD,6/C

12080 - VICOFORTE (CN)

TEL. +39 0174 330 152

FAX +39 0174 553 449

[www.tribedistribution.com](http://www.tribedistribution.com)